



Labour Market Brief Australian Capital Territory

Summary

The ABS Labour Force Survey data for **Australian Capital Territory** released in October for September showed that in **seasonally adjusted** terms:

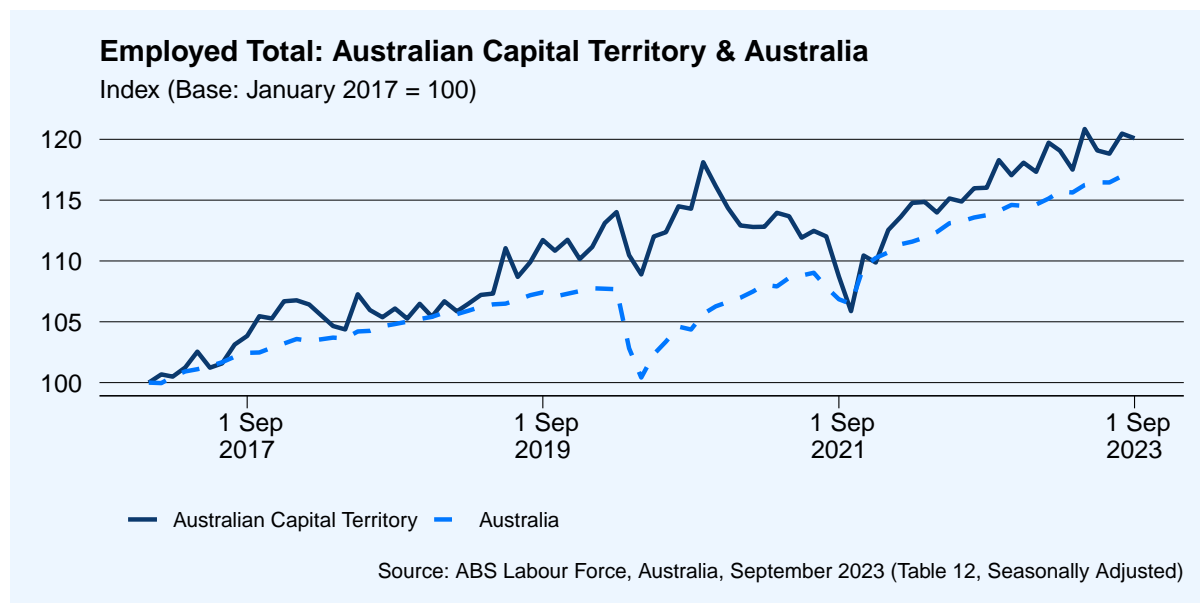
- Total *employment* decreased by 855 (-0.3%) to 266,275 people.
 - Over the past year, employment in Australian Capital Territory has increased by 9,016 (3.4%).
- Total *unemployment* increased by 2,020 (18.8%) to 10,727 people, and the *unemployment rate* increased by 0.7 percentage points to 3.9%.
 - Over the past year, unemployment in Australian Capital Territory has increased by 2,463 (23.0%), and the unemployment rate has increased by 0.8 percentage points.
- Total *underutilisation* has increased by 4,517 (19.4%) to 23,315 people, and the *underutilisation rate* increased by 1.6 percentage points to 8.4%.
 - Over the past year, total underutilisation has increased by 1,862 (8.0%) and the underutilisation rate has increased by 0.3 percentage points.

Nationally in September:

- Total *employment* increased by 6,660 (0.0%) to 14.11 million people.
 - Over the past year, employment in Australia has increased by 394,339 (2.8%).
- Total *unemployment* decreased by 19,771 (-3.8%) to 520,485 people and the *unemployment rate* decreased by 0.1 percentage points to 3.6%.
 - Over the past year, unemployment in Australia has increased by 11,033 (2.1%) and the *unemployment rate* has remained steady at 3.6%.
- Total *underutilisation* decreased by 44,038 (-3.0%) to 1.45 million people, and the *underutilisation rate* decreased by 0.3 percentage points to 9.9%.
 - Over the past year, total underutilisation has increased by 87,080 (6.0%) and the underutilisation rate has increased by 0.3 percentage points.

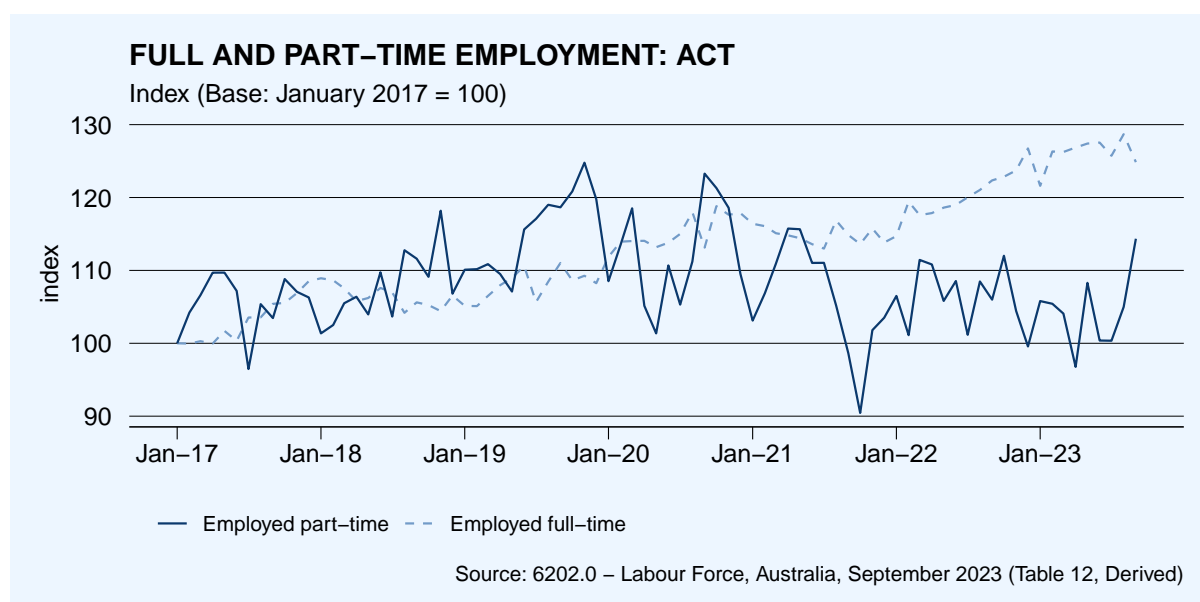
Employment

- In September, seasonally adjusted employment in Australian Capital Territory decreased by 855 (-0.3%) to 266,275 people.
- Compared with September last year, total employment in Australian Capital Territory has increased by 9,016 (3.4%).
- Nationally, employment in increased by 6,660 (0.0%) to 14.11 million people.



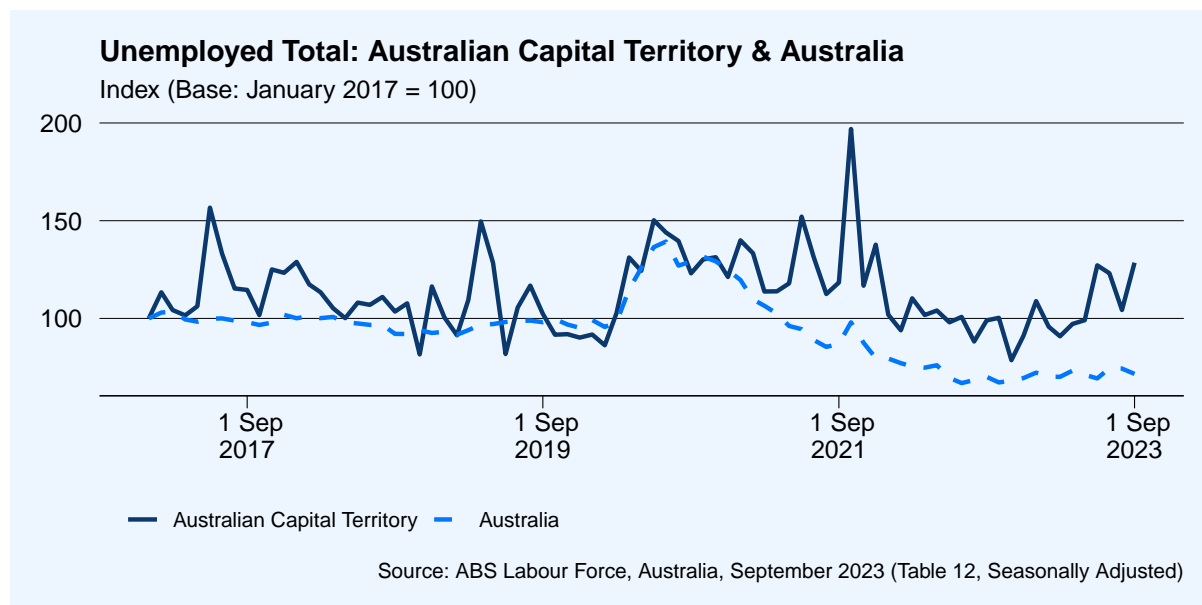
Full and Part Time Employment

- Full-time employment in Australian Capital Territory decreased by 6,111 (-3.1%) to 199,238 in September, and has increased by 3,996 (2.0%) over the year.
- Part-time employment in Australian Capital Territory, in original terms increased by 5,640 (8.2%) to 68,907 in September. Part-time employment has increased by 5,035 (7.3%) over the last year.



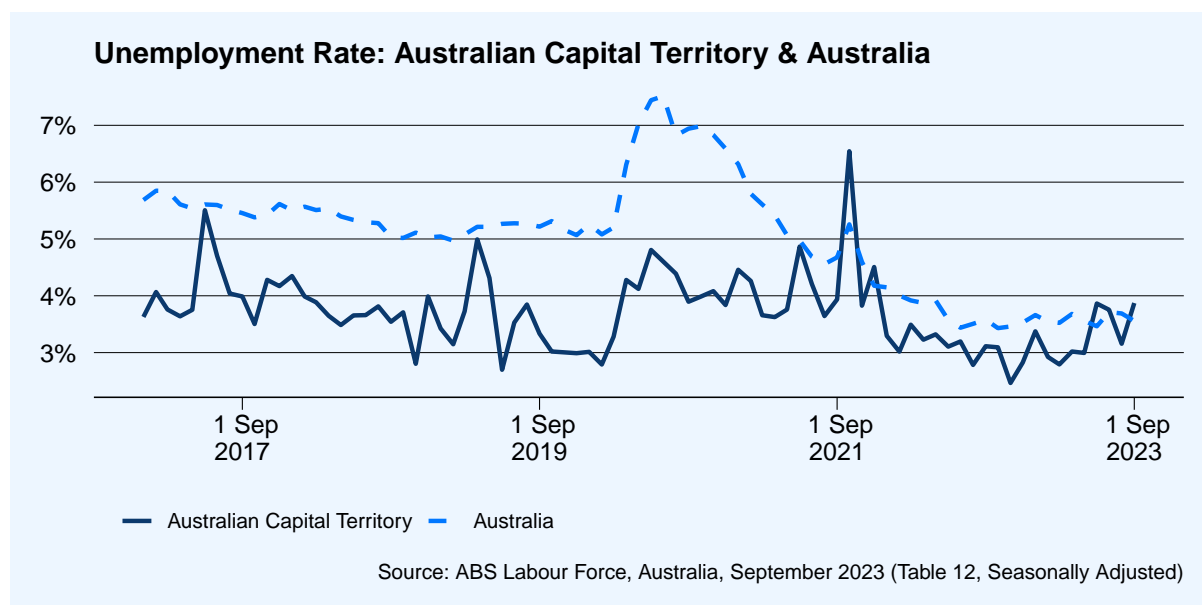
Unemployment

- In September, the total number of unemployed people in Australian Capital Territory increased by 2,020 (18.8%) to 10,727.
- Compared with September last year, unemployment in Australian Capital Territory has increased by 2,463 (23.0%) people.
- Nationally, total unemployment in September decreased by 19,771 (-3.8%) to 520,485 people.



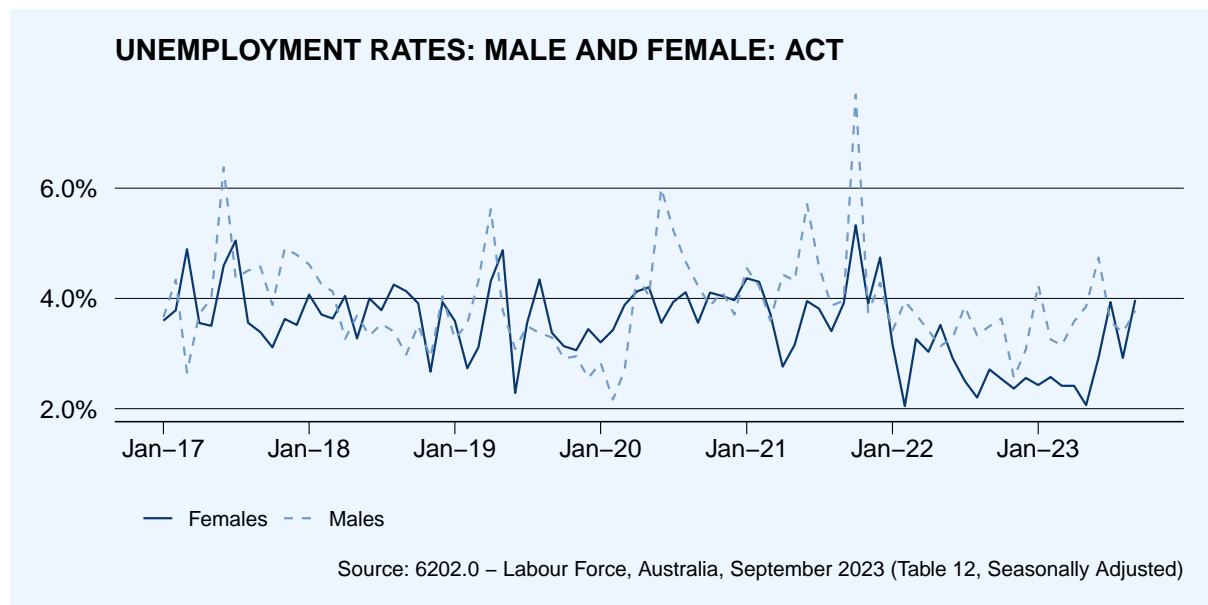
Unemployment Rate

- In September, the seasonally adjusted unemployment rate in Australian Capital Territory increased by 0.7 percentage points to 3.9%.
- Compared with September last year, the unemployment rate in Australian Capital Territory has increased by 0.8 percentage points.
- Nationally, unemployment decreased by 0.1 percentage points to 3.6%.



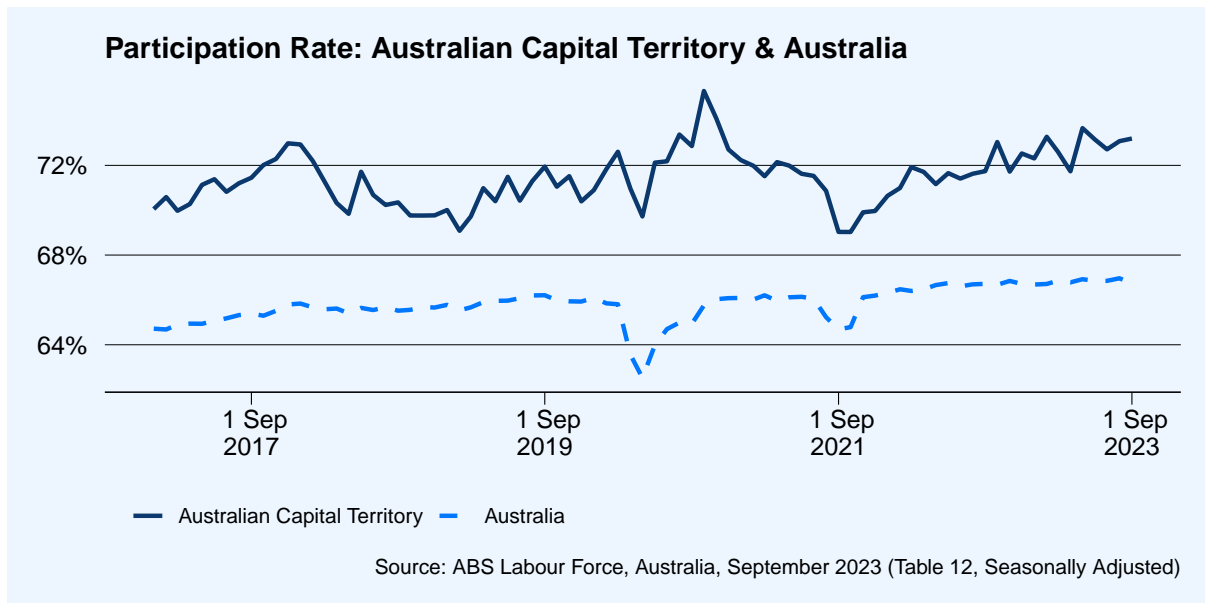
Male and Female Unemployment Rates

- In September, the seasonally adjusted unemployment rate for males in Australian Capital Territory remained steady at 3.7%.
- Compared with September last year male unemployment in Australian Capital Territory has increased by 0.3 percentage points.
- In the same period, the seasonally adjusted unemployment rate for females in increased by 0.1 percentage points to 3.0%.
- Compared with September last year female unemployment in Australian Capital Territory has increased by 0.4 percentage points.



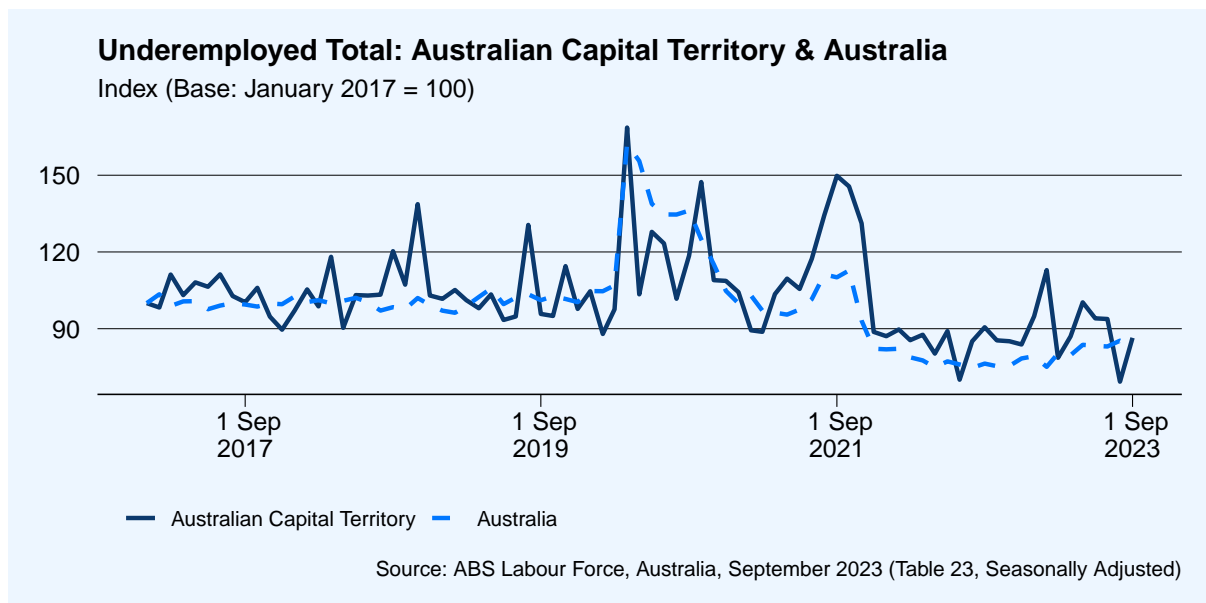
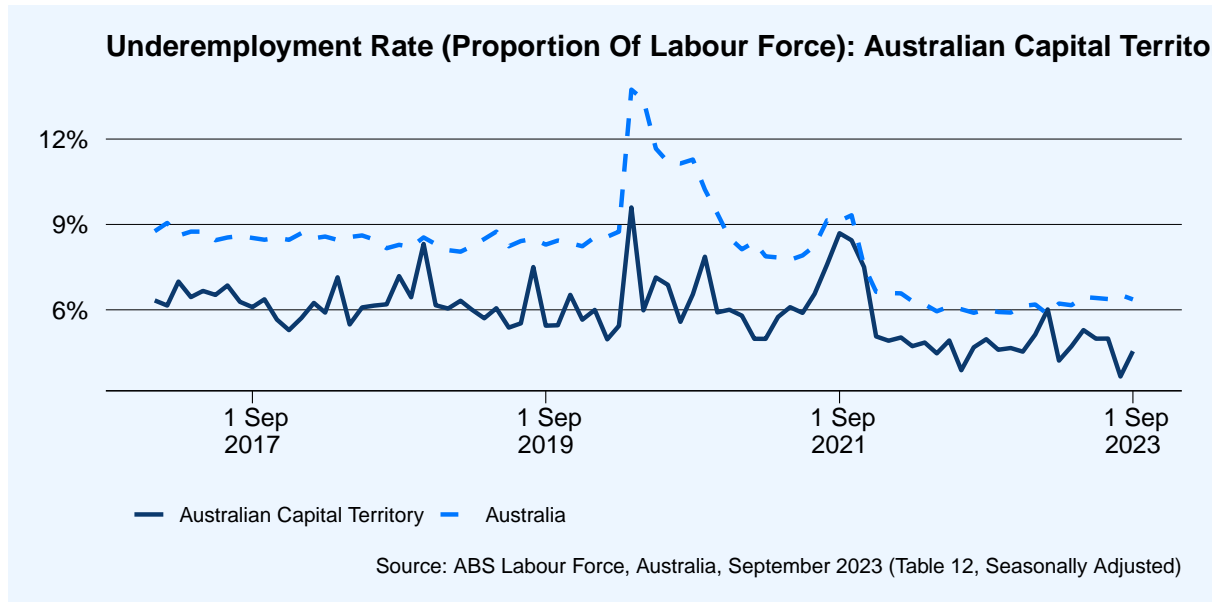
Participation Rate

- The participation rate increased by 0.1 percentage points to 73.2%.
- Over the past year, the participation rate has increased by 1.5 percentage points.
- Nationally, the participation rate in September decreased by 0.3 percentage points to 66.7%.



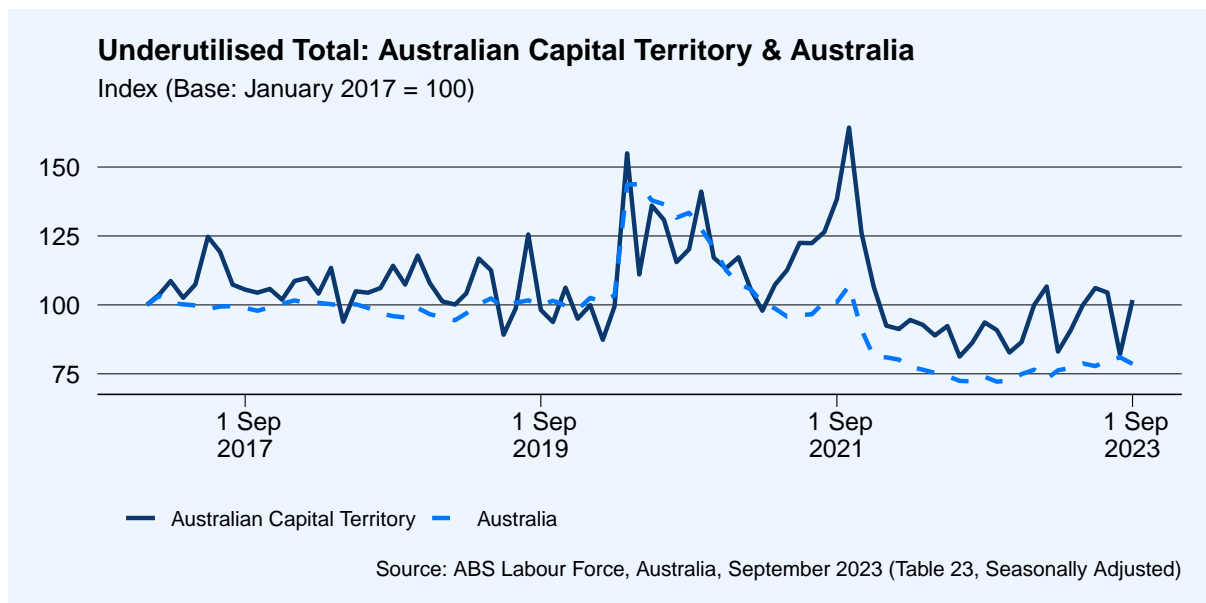
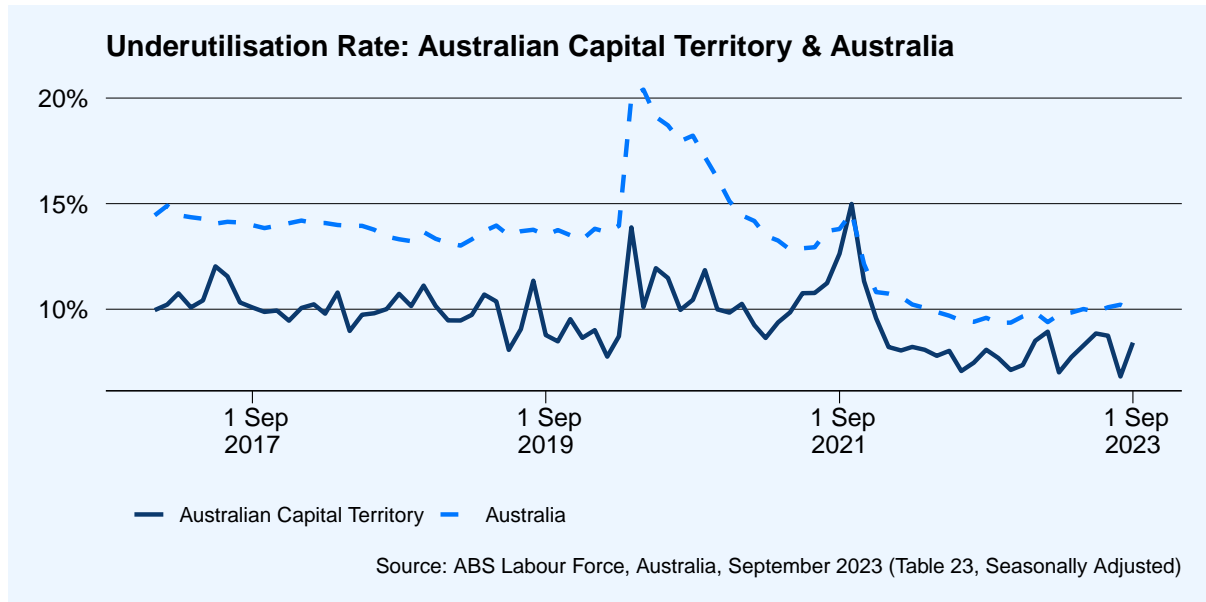
Underemployment

- The underemployment rate increased by 0.8 percentage points to 4.5%. The total number of people underemployed has increased by 2,497 (19.8%) to 12,588 people.
- Over the past year, total underemployment has decreased by 601 (-4.8%).
- Nationally, the underemployment rate in September decreased by 0.1 percentage points to 6.4% and the total number of people underemployed decreased by 24,267 (-2.6%) to 931,291.



Underutilisation

- The underutilisation rate increased by 1.6 percentage points to 8.4%. Over the past month, the number of underutilised people has increased by 4,517 (19.4%) to 23,315.
- Over the past year, underutilisation in Australian Capital Territory has increased by 1,862 (8.0%).
- Nationally the underutilisation rate in September decreased by 0.3 percentage points to 9.9%, and the total number of underutilised people decreased by 44,038 (-3.0%) to 1.45 million.



Hours Worked

- The total number of hours worked in all jobs decreased by 646,608 (-1.8%) to 35.75 million.
- Over the past year, the number of hours worked in Australian Capital Territory has increased by 748,013 (2.1%).
- Nationally, the total number of hours worked in September decreased by 8.45 million (-0.4%) to 1,930 million.

