



## Labour Market Brief New South Wales

### Summary

The ABS Labour Force Survey data for **New South Wales** released in October for September showed that in **seasonally adjusted** terms:

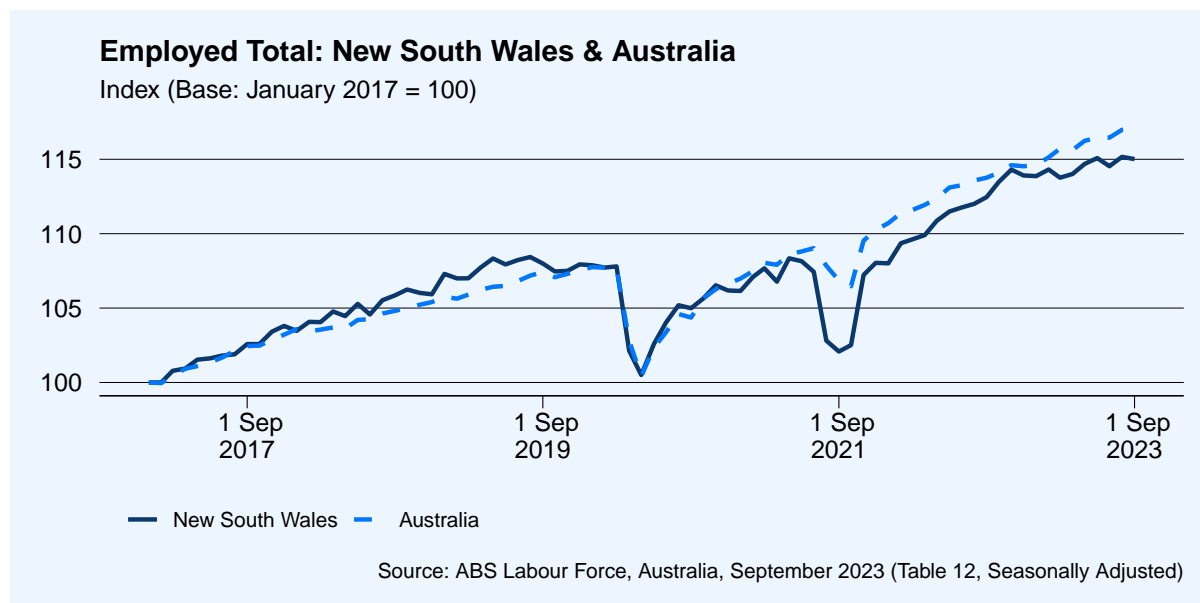
- Total *employment* decreased by 5,708 (-0.1%) to 4.37 million people.
  - Over the past year, employment in New South Wales has increased by 96,748 (2.2%).
- Total *unemployment* decreased by 10,985 (-7.3%) to 150,654 people, and the *unemployment rate* decreased by 0.3 percentage points to 3.3%.
  - Over the past year, unemployment in New South Wales has increased by 3,755 (2.5%), and the unemployment rate has remained steady at 3.3%.
- Total *underutilisation* has decreased by 30,385 (-7.2%) to 421,085 people, and the *underutilisation rate* decreased by 0.7 percentage points to 9.3%.
  - Over the past year, total underutilisation has increased by 17,831 (4.2%) and the underutilisation rate has increased by 0.2 percentage points.

**Nationally** in September:

- Total *employment* increased by 6,660 (0.0%) to 14.11 million people.
  - Over the past year, employment in Australia has increased by 394,339 (2.8%).
- Total *unemployment* decreased by 19,771 (-3.8%) to 520,485 people and the *unemployment rate* decreased by 0.1 percentage points to 3.6%.
  - Over the past year, unemployment in Australia has increased by 11,033 (2.1%) and the *unemployment rate* has remained steady at 3.6%.
- Total *underutilisation* decreased by 44,038 (-3.0%) to 1.45 million people, and the *underutilisation rate* decreased by 0.3 percentage points to 9.9%.
  - Over the past year, total underutilisation has increased by 87,080 (6.0%) and the underutilisation rate has increased by 0.3 percentage points.

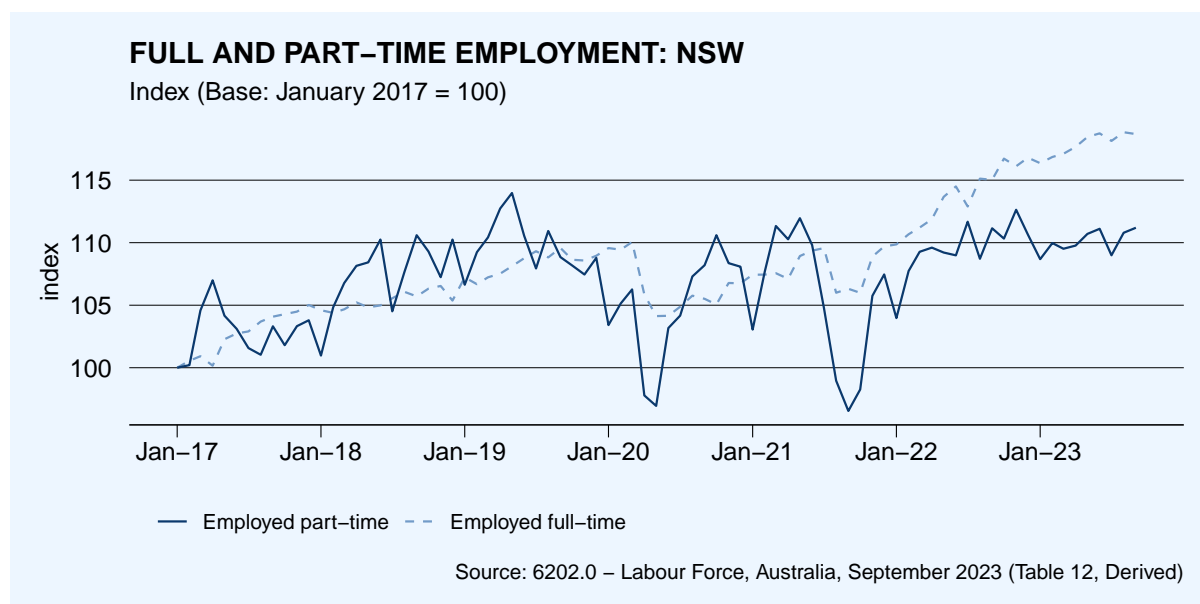
## Employment

- In September, seasonally adjusted employment in New South Wales decreased by 5,708 (-0.1%) to 4.37 million people.
- Compared with September last year, total employment in New South Wales has increased by 96,748 (2.2%).
- Nationally, employment in increased by 6,660 (0.0%) to 14.11 million people.



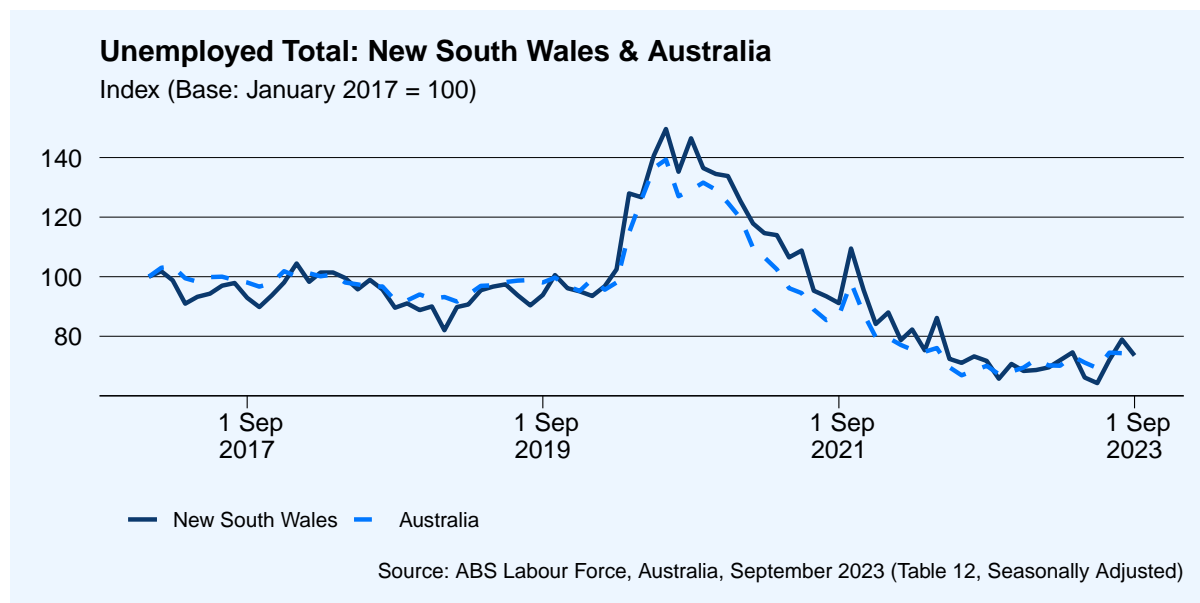
## Full and Part Time Employment

- Full-time employment in New South Wales decreased by 3,877 (-0.1%) to 3.12 million in September, and has increased by 96,094 (3.1%) over the year.
- Part-time employment in New South Wales, in original terms increased by 4,573 (0.4%) to 1.26 million in September. Part-time employment has increased by 490 (0.0%) over the last year.



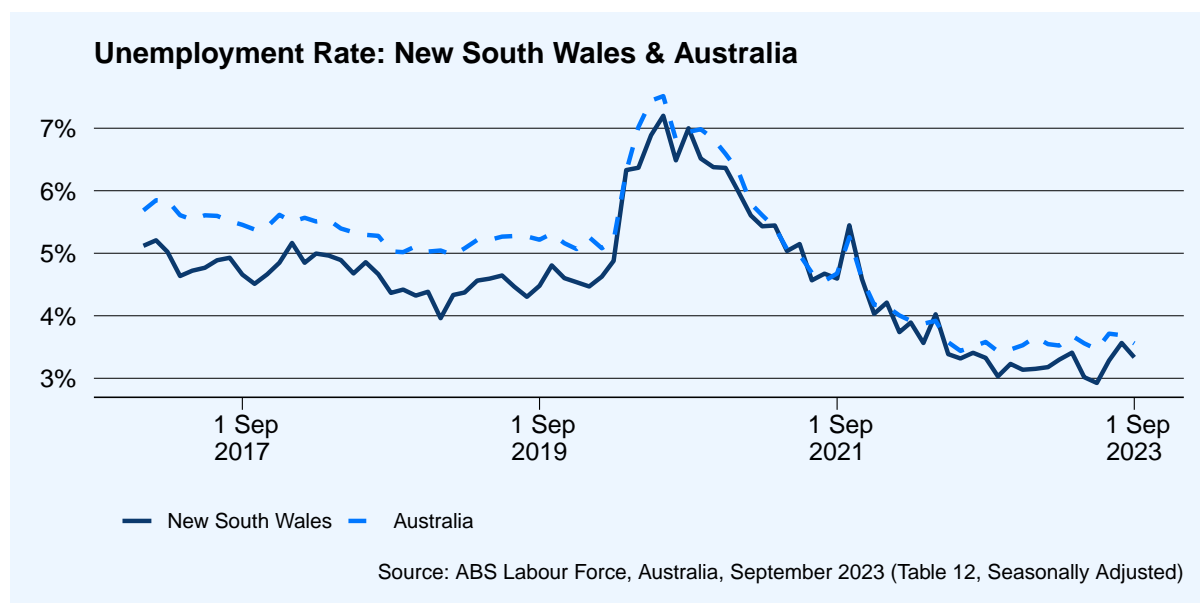
## Unemployment

- In September, the total number of unemployed people in New South Wales decreased by 10,985 (-7.3%) to 150,654.
- Compared with September last year, unemployment in New South Wales has increased by 3,755 (2.5%) people.
- Nationally, total unemployment in September decreased by 19,771 (-3.8%) to 520,485 people.



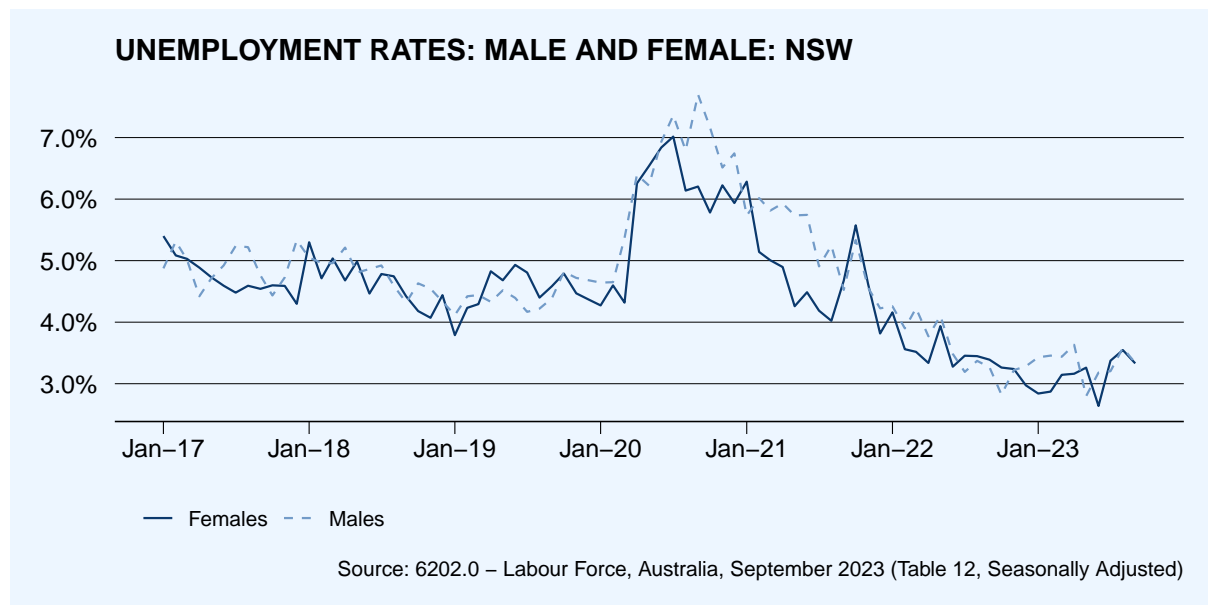
## Unemployment Rate

- In September, the seasonally adjusted unemployment rate in New South Wales decreased by 0.3 percentage points to 3.3%.
- Compared with September last year, the unemployment rate in New South Wales has remained steady at 3.3%.
- Nationally, unemployment decreased by 0.1 percentage points to 3.6%



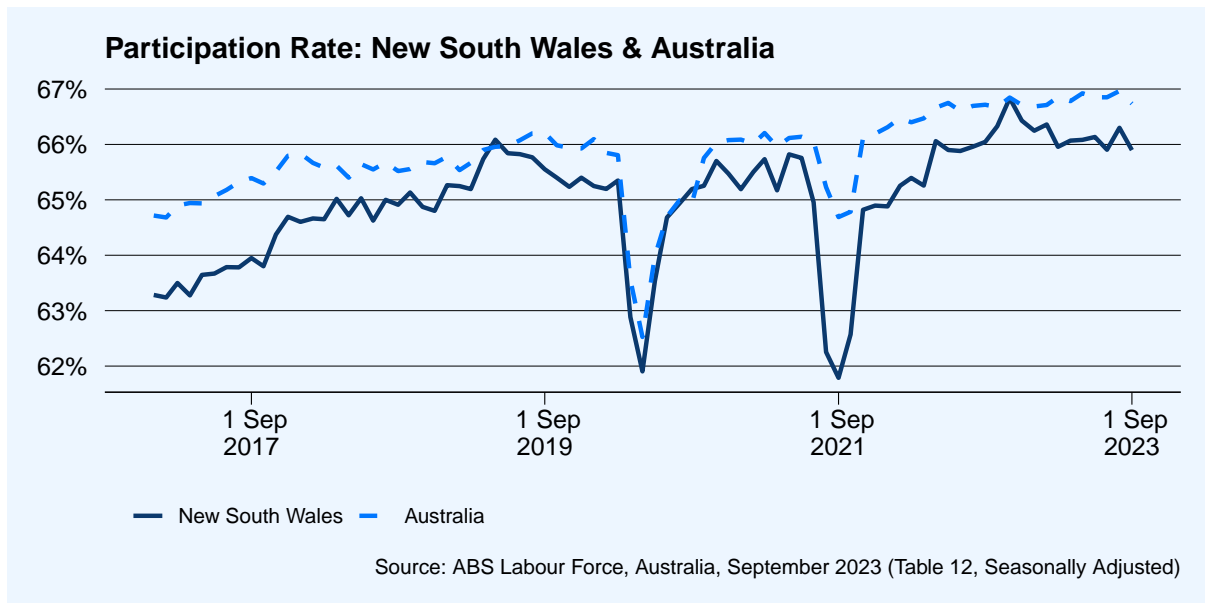
### Male and Female Unemployment Rates

- In September, the seasonally adjusted unemployment rate for males in New South Wales increased by 0.1 percentage points to 3.3%.
- Compared with September last year male unemployment in New South Wales has remained steady at 3.3%.
- In the same period, the seasonally adjusted unemployment rate for females in increased by 0.1 percentage points to 3.4%.
- Compared with September last year female unemployment in New South Wales has increased by 0.1 percentage points.



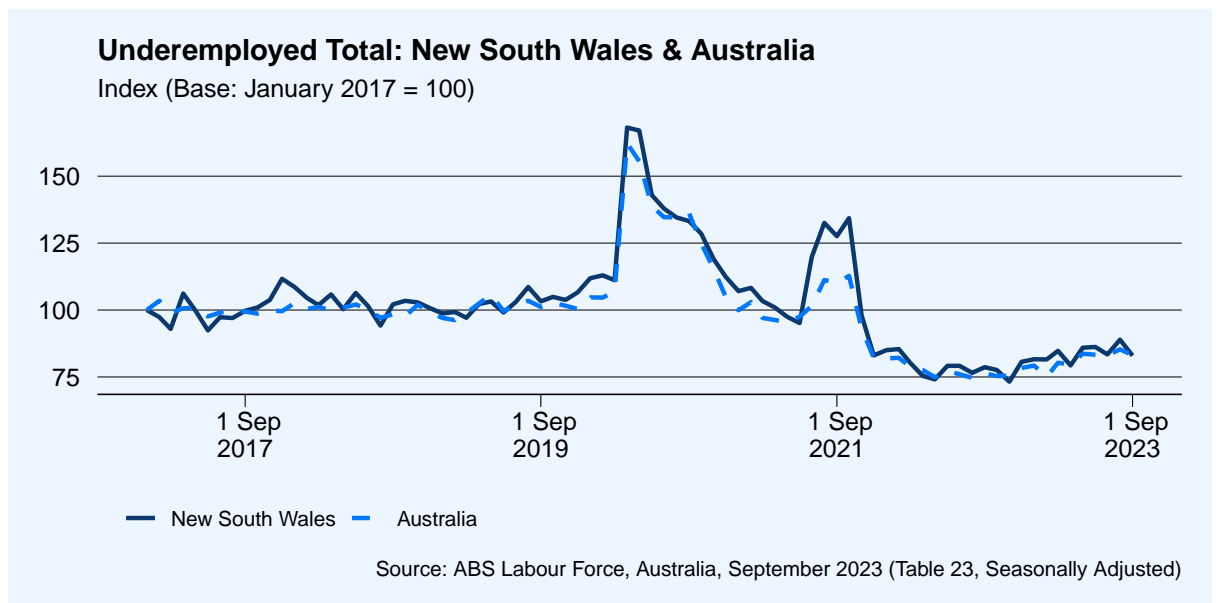
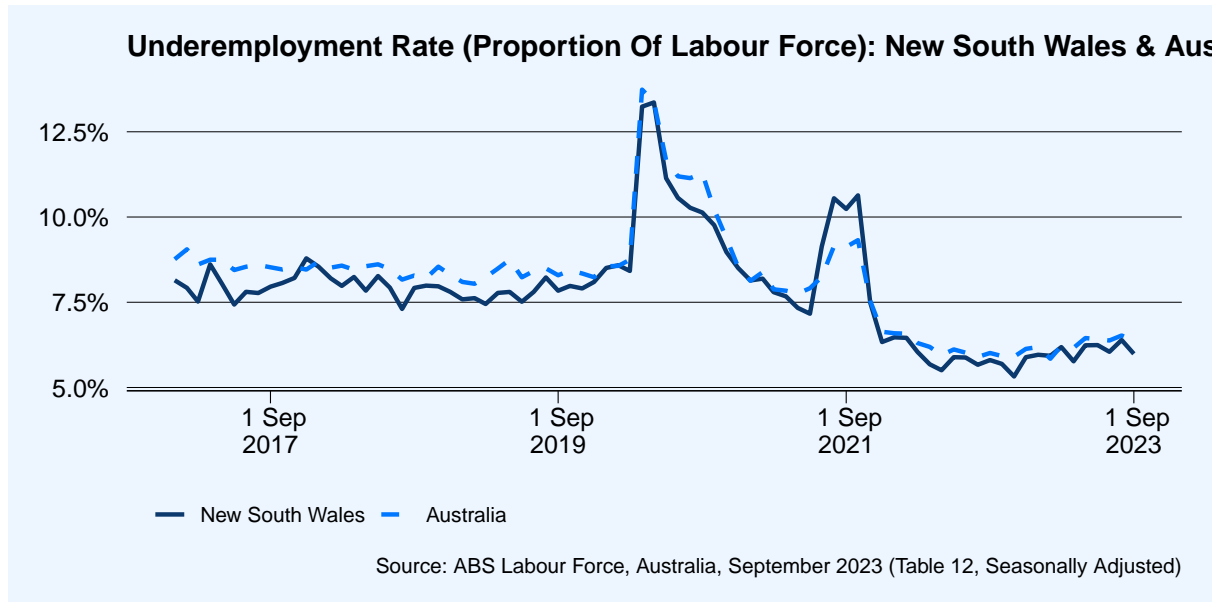
## Participation Rate

- The participation rate decreased by 0.4 percentage points to 65.9%.
- Over the past year, the participation rate has decreased by 0.1 percentage points.
- Nationally, the participation rate in September decreased by 0.3 percentage points to 66.7%.



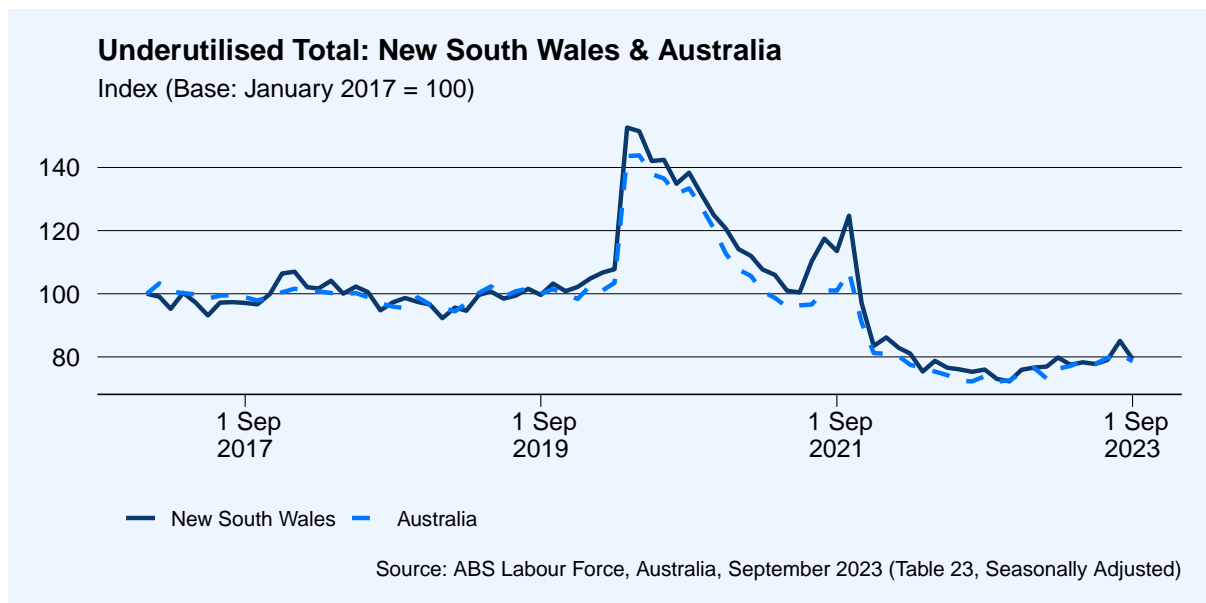
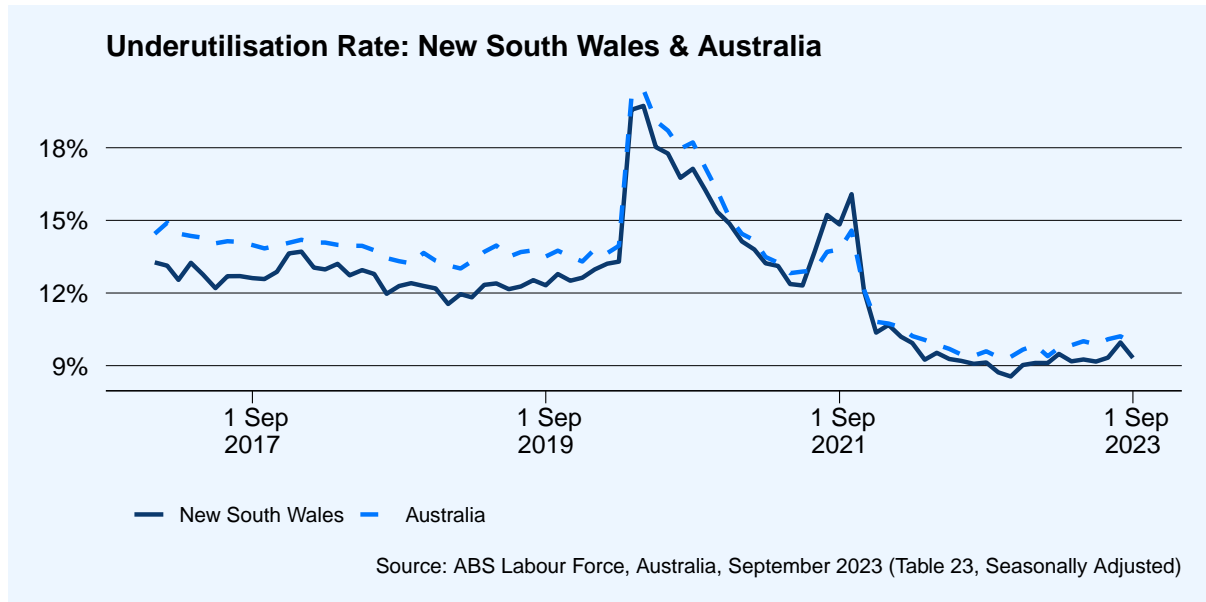
## Underemployment

- The underemployment rate decreased by 0.4 percentage points to 6.0%. The total number of people underemployed has decreased by 19,400 (-7.2%) to 270,431 people.
- Over the past year, total underemployment has increased by 14,076 (5.2%).
- Nationally, the underemployment rate in September decreased by 0.1 percentage points to 6.4% and the total number of people underemployed decreased by 24,267 (-2.6%) to 931,291.



## Underutilisation

- The underutilisation rate decreased by 0.7 percentage points to 9.3%. Over the past month, the number of underutilised people has decreased by 30,385 (-7.2%) to 421,085.
- Over the past year, underutilisation in New South Wales has increased by 17,831 (4.2%).
- Nationally the underutilisation rate in September decreased by 0.3 percentage points to 9.9%, and the total number of underutilised people decreased by 44,038 (-3.0%) to 1.45 million.



### Hours Worked

- The total number of hours worked in all jobs decreased by 4.20 million (-0.7%) to 601.14 million.
- Over the past year, the number of hours worked in New South Wales has increased by 10.73 million (1.8%).
- Nationally, the total number of hours worked in September decreased by 8.45 million (-0.4%) to 1,930 million.

