



Labour Market Brief Northern Territory

Summary

The ABS Labour Force Survey data for **Northern Territory** released in October for September showed that in **seasonally adjusted** terms:

- Total *employment* increased by 240 (0.2%) to 138,045 people.
 - Over the past year, employment in Northern Territory has increased by 1,392 (1.0%).
- Total *unemployment* decreased by 299 (-5.1%) to 5,909 people, and the *unemployment rate* decreased by 0.2 percentage points to 4.1%.
 - Over the past year, unemployment in Northern Territory has increased by 344 (5.8%), and the unemployment rate has increased by 0.2 percentage points.
- Total *underutilisation* has decreased by 842 (-7.3%) to 11,591 people, and the *underutilisation rate* decreased by 0.5 percentage points to 8.1%.
 - Over the past year, total underutilisation has decreased by 2,032 (-17.5%) and the underutilisation rate has decreased by 1.5 percentage points.

Nationally in September:

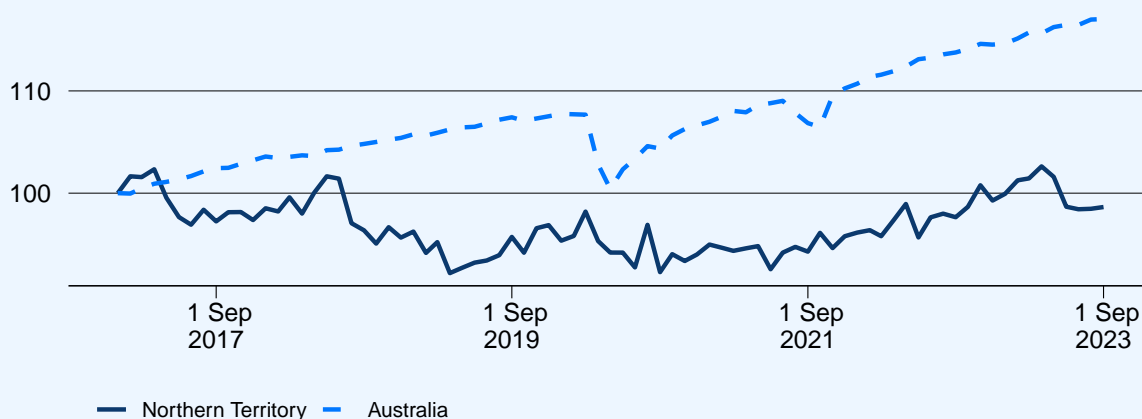
- Total *employment* increased by 6,660 (0.0%) to 14.11 million people.
 - Over the past year, employment in Australia has increased by 394,339 (2.8%).
- Total *unemployment* decreased by 19,771 (-3.8%) to 520,485 people and the *unemployment rate* decreased by 0.1 percentage points to 3.6%.
 - Over the past year, unemployment in Australia has increased by 11,033 (2.1%) and the *unemployment rate* has remained steady at 3.6%.
- Total *underutilisation* decreased by 44,038 (-3.0%) to 1.45 million people, and the *underutilisation rate* decreased by 0.3 percentage points to 9.9%.
 - Over the past year, total underutilisation has increased by 87,080 (6.0%) and the underutilisation rate has increased by 0.3 percentage points.

Employment

- In September, seasonally adjusted employment in Northern Territory increased by 240 (0.2%) to 138,045 people.
- Compared with September last year, total employment in Northern Territory has increased by 1,392 (1.0%).
- Nationally, employment in increased by 6,660 (0.0%) to 14.11 million people.

Employed Total: Northern Territory & Australia

Index (Base: January 2017 = 100)



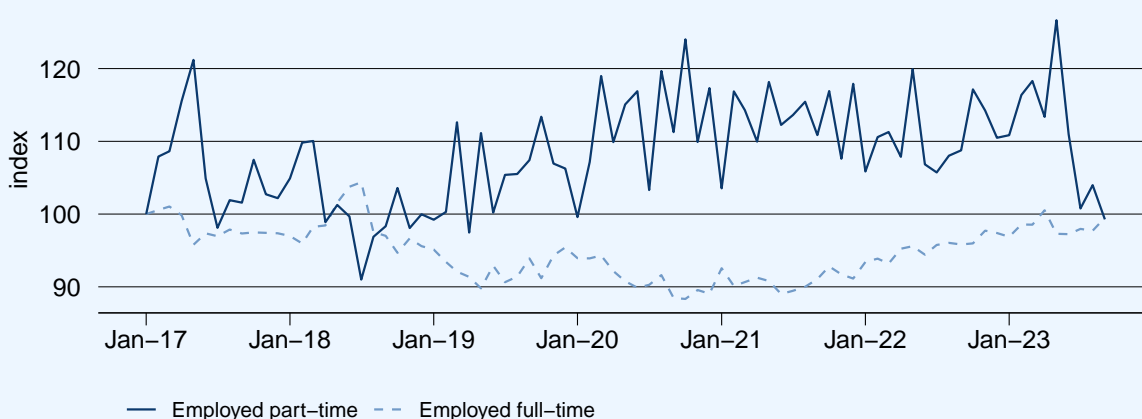
Source: ABS Labour Force, Australia, September 2023 (Table 12, Seasonally Adjusted)

Full and Part Time Employment

- Full-time employment in Northern Territory increased by 1,984 (1.8%) to 110,509 in September, and has increased by 4,086 (3.7%) over the year.
- Part-time employment in Northern Territory, in original terms decreased by 1,313 (-4.7%) to 27,715 in September. Part-time employment has decreased by 2,649 (-9.6%) over the last year.

FULL AND PART-TIME EMPLOYMENT: NT

Index (Base: January 2017 = 100)

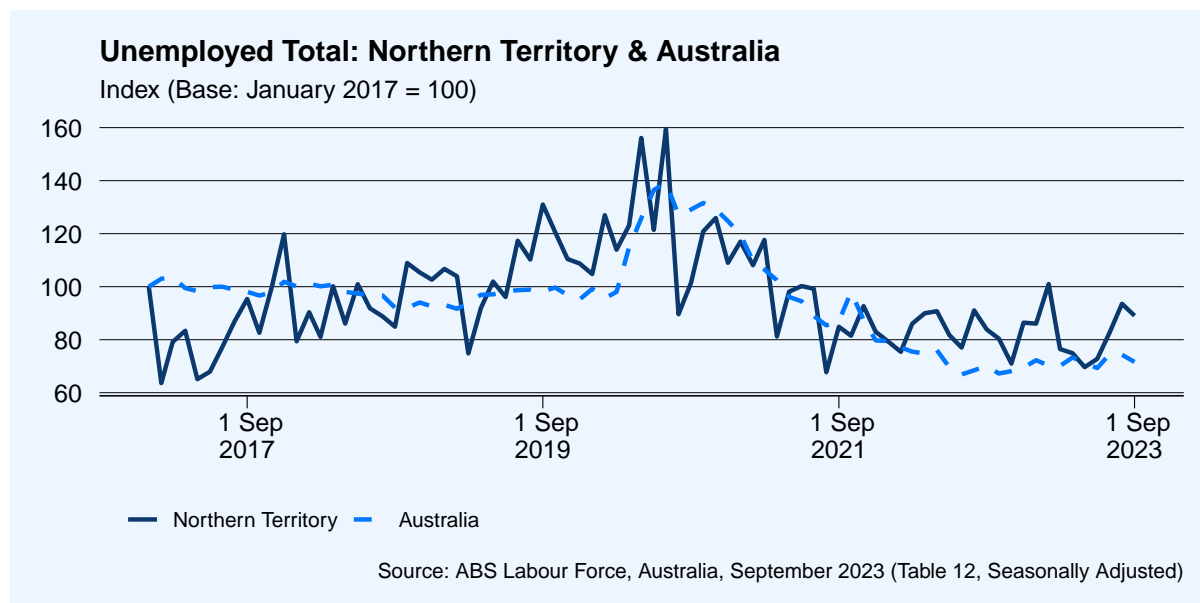


Source: 6202.0 – Labour Force, Australia, September 2023 (Table 12, Derived)



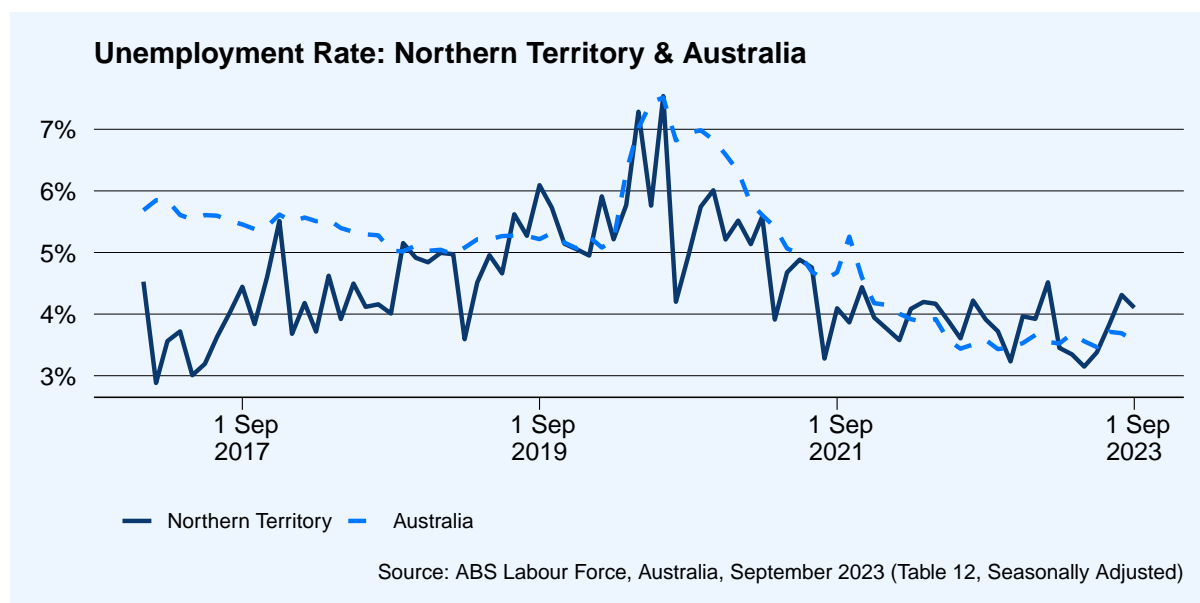
Unemployment

- In September, the total number of unemployed people in Northern Territory decreased by 299 (-5.1%) to 5,909.
- Compared with September last year, unemployment in Northern Territory has increased by 344 (5.8%) people.
- Nationally, total unemployment in September decreased by 19,771 (-3.8%) to 520,485 people.



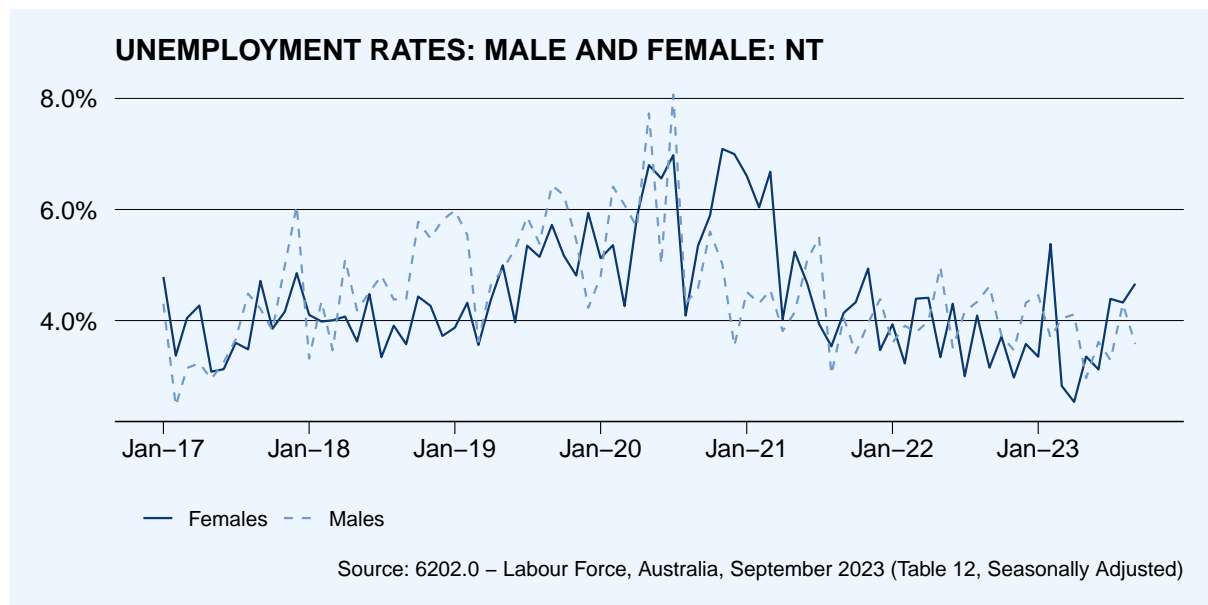
Unemployment Rate

- In September, the seasonally adjusted unemployment rate in Northern Territory decreased by 0.2 percentage points to 4.1%.
- Compared with September last year, the unemployment rate in Northern Territory has increased by 0.2 percentage points.
- Nationally, unemployment decreased by 0.1 percentage points to 3.6%



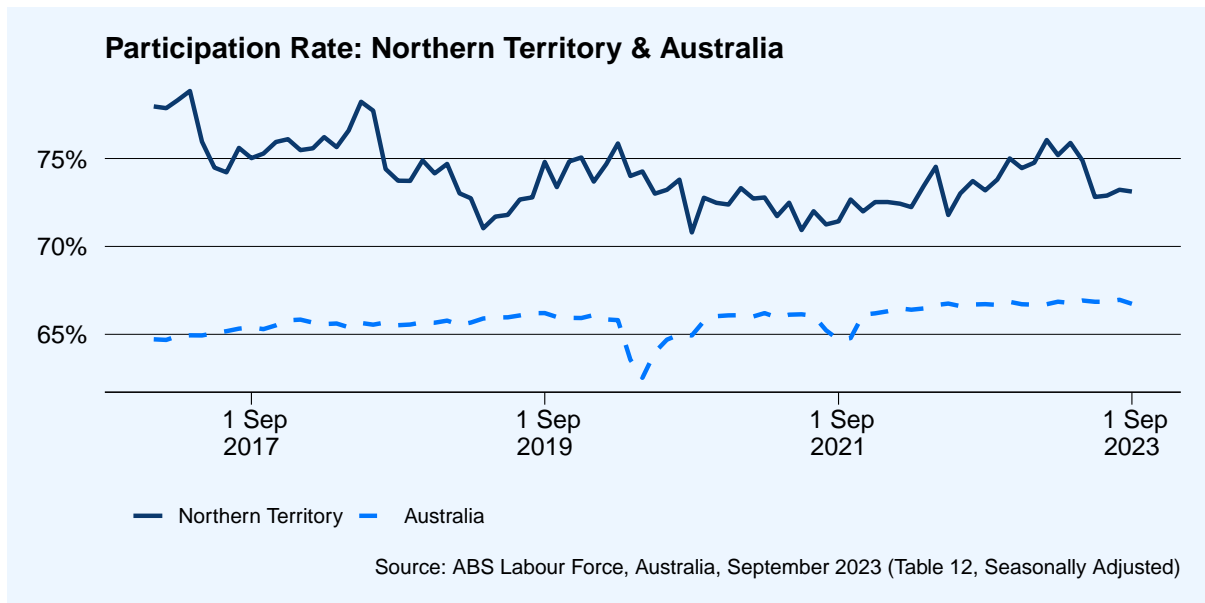
Male and Female Unemployment Rates

- In September, the seasonally adjusted unemployment rate for males in Northern Territory increased by 0.1 percentage points to 3.8%.
- Compared with September last year male unemployment in Northern Territory has decreased by 0.3 percentage points.
- In the same period, the seasonally adjusted unemployment rate for females in increased by 0.1 percentage points to 4.1%.
- Compared with September last year female unemployment in Northern Territory has increased by 0.6 percentage points.



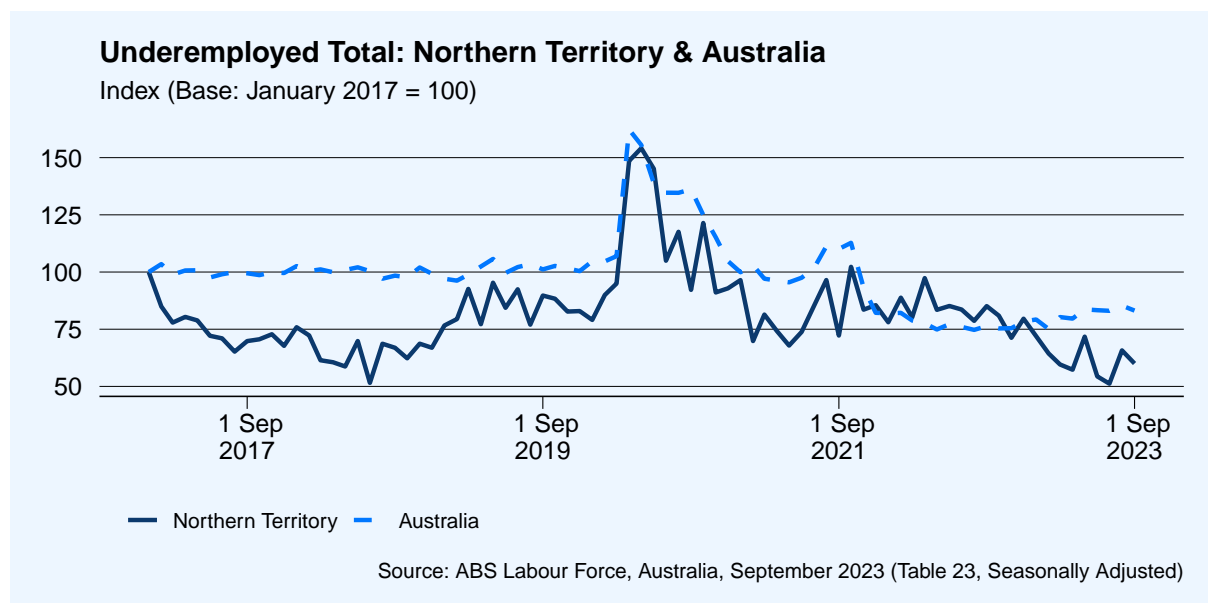
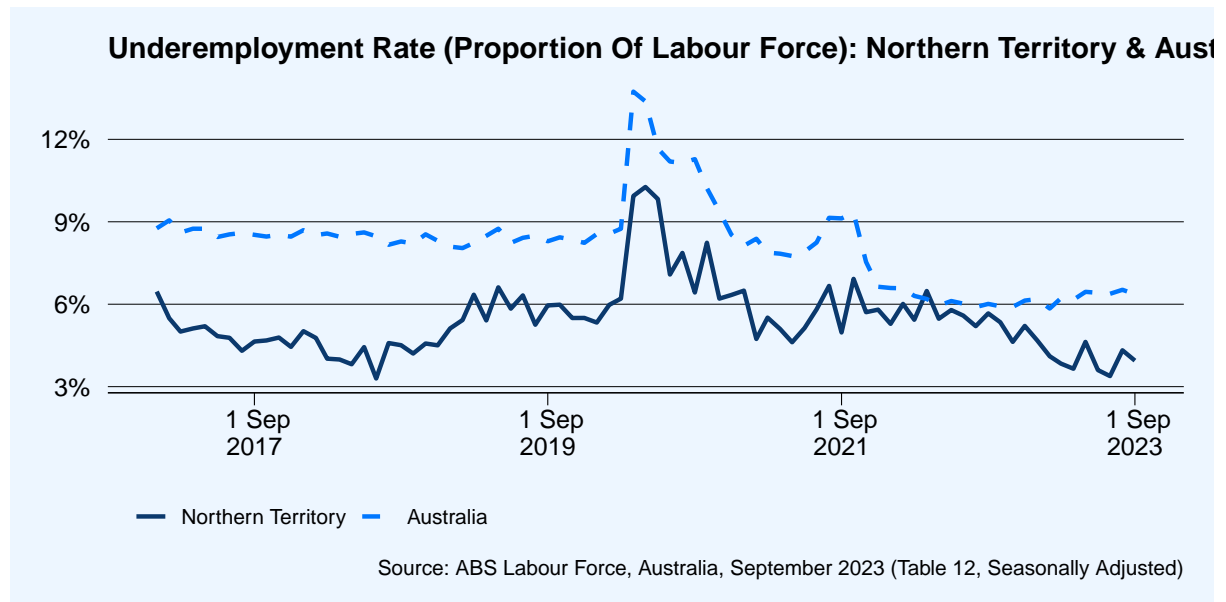
Participation Rate

- The participation rate decreased by 0.1 percentage points to 73.1%.
- Over the past year, the participation rate has decreased by 0.1 percentage points.
- Nationally, the participation rate in September decreased by 0.3 percentage points to 66.7%.



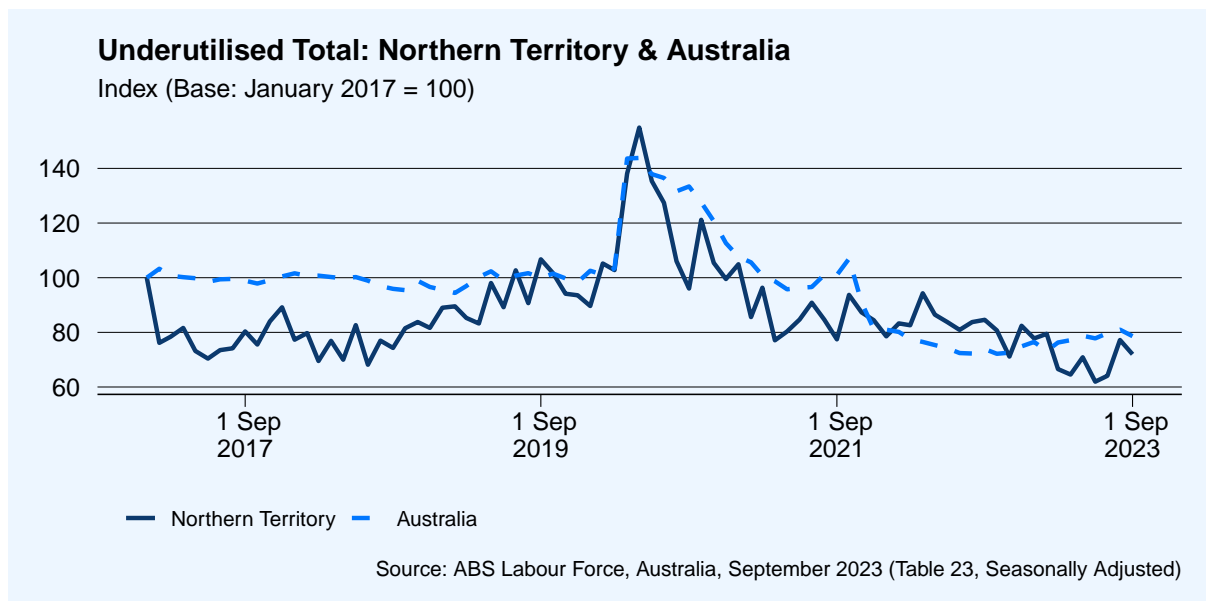
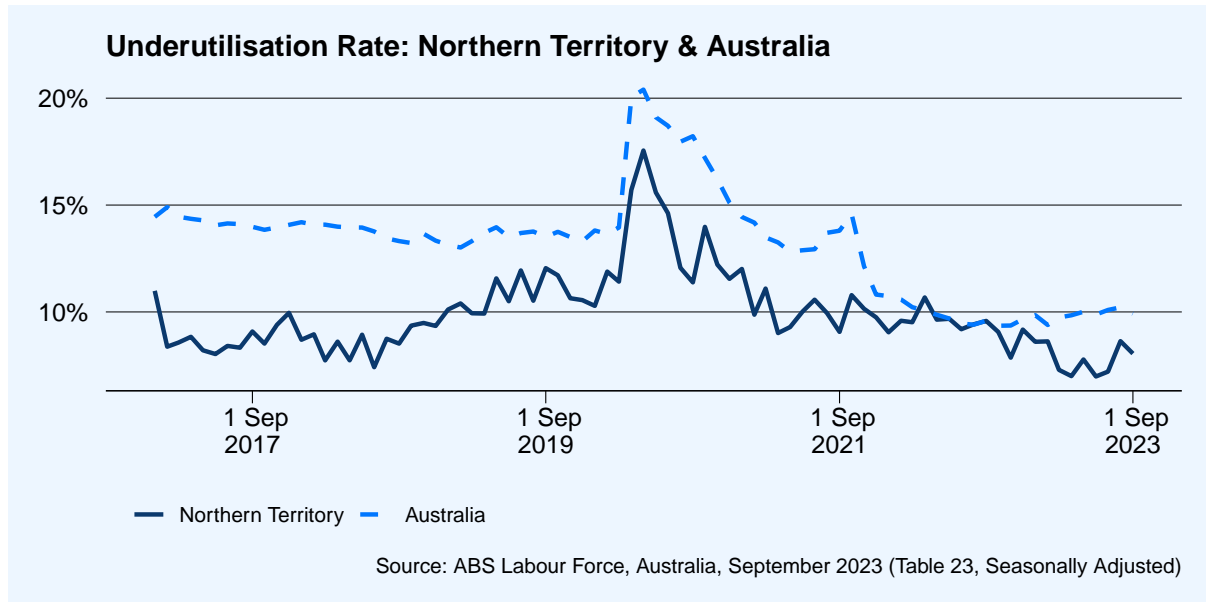
Underemployment

- The underemployment rate decreased by 0.4 percentage points to 3.9%. The total number of people underemployed has decreased by 544 (-9.6%) to 5,682 people.
- Over the past year, total underemployment has decreased by 2,376 (-41.8%).
- Nationally, the underemployment rate in September decreased by 0.1 percentage points to 6.4% and the total number of people underemployed decreased by 24,267 (-2.6%) to 931,291.



Underutilisation

- The underutilisation rate decreased by 0.5 percentage points to 8.1%. Over the past month, the number of underutilised people has decreased by 842 (-7.3%) to 11,591.
- Over the past year, underutilisation in Northern Territory has decreased by 2,032 (-17.5%).
- Nationally the underutilisation rate in September decreased by 0.3 percentage points to 9.9%, and the total number of underutilised people decreased by 44,038 (-3.0%) to 1.45 million.



Hours Worked

- The total number of hours worked in all jobs increased by 123,075 (0.6%) to 19.99 million.
- Over the past year, the number of hours worked in Northern Territory has increased by 730,493 (3.7%).
- Nationally, the total number of hours worked in September decreased by 8.45 million (-0.4%) to 1,930 million.

