



Labour Market Brief Queensland

Summary

The ABS Labour Force Survey data for **Queensland** released in October for September showed that in **seasonally adjusted** terms:

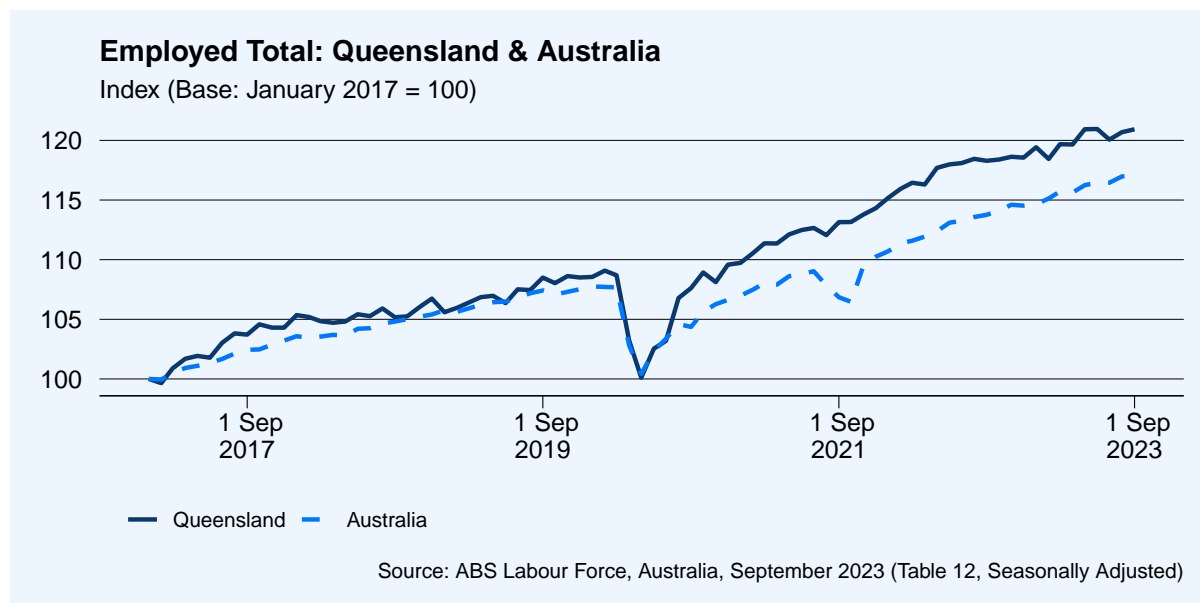
- Total *employment* increased by 5,702 (0.2%) to 2.85 million people.
 - Over the past year, employment in Queensland has increased by 62,311 (2.2%).
- Total *unemployment* decreased by 5,070 (-4.4%) to 116,471 people, and the *unemployment rate* decreased by 0.2 percentage points to 3.9%.
 - Over the past year, unemployment in Queensland has increased by 6,578 (5.6%), and the unemployment rate has increased by 0.1 percentage points.
- Total *underutilisation* has decreased by 7,470 (-2.3%) to 322,520 people, and the *underutilisation rate* decreased by 0.2 percentage points to 10.9%.
 - Over the past year, total underutilisation has increased by 27,600 (8.6%) and the underutilisation rate has increased by 0.7 percentage points.

Nationally in September:

- Total *employment* increased by 6,660 (0.0%) to 14.11 million people.
 - Over the past year, employment in Australia has increased by 394,339 (2.8%).
- Total *unemployment* decreased by 19,771 (-3.8%) to 520,485 people and the *unemployment rate* decreased by 0.1 percentage points to 3.6%.
 - Over the past year, unemployment in Australia has increased by 11,033 (2.1%) and the *unemployment rate* has remained steady at 3.6%.
- Total *underutilisation* decreased by 44,038 (-3.0%) to 1.45 million people, and the *underutilisation rate* decreased by 0.3 percentage points to 9.9%.
 - Over the past year, total underutilisation has increased by 87,080 (6.0%) and the underutilisation rate has increased by 0.3 percentage points.

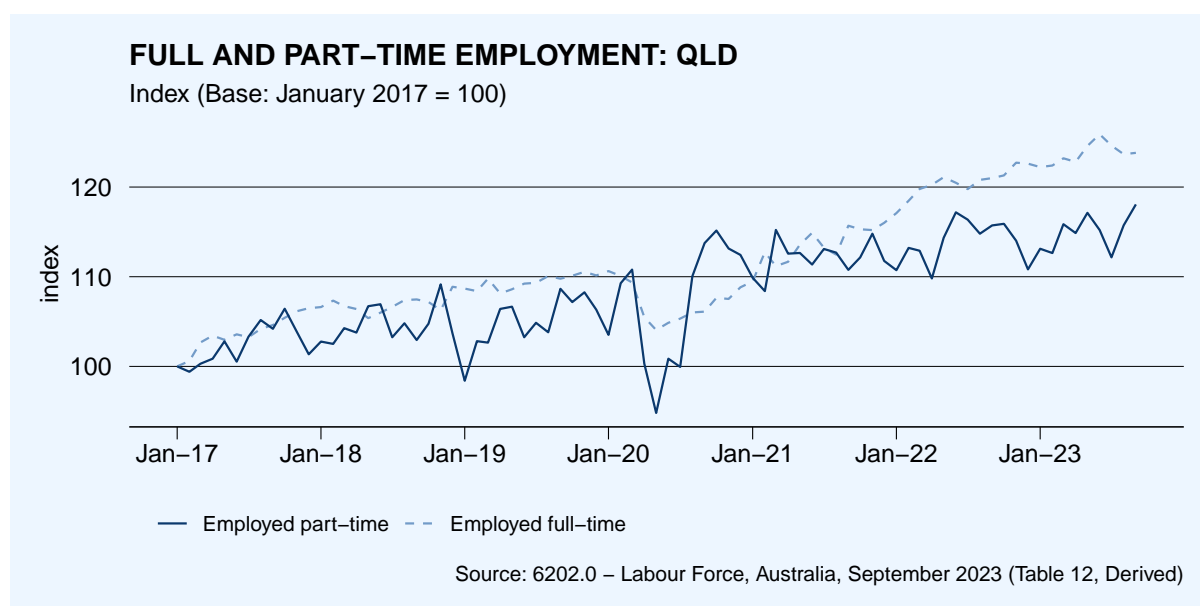
Employment

- In September, seasonally adjusted employment in Queensland increased by 5,702 (0.2%) to 2.85 million people.
- Compared with September last year, total employment in Queensland has increased by 62,311 (2.2%).
- Nationally, employment in increased by 6,660 (0.0%) to 14.11 million people.



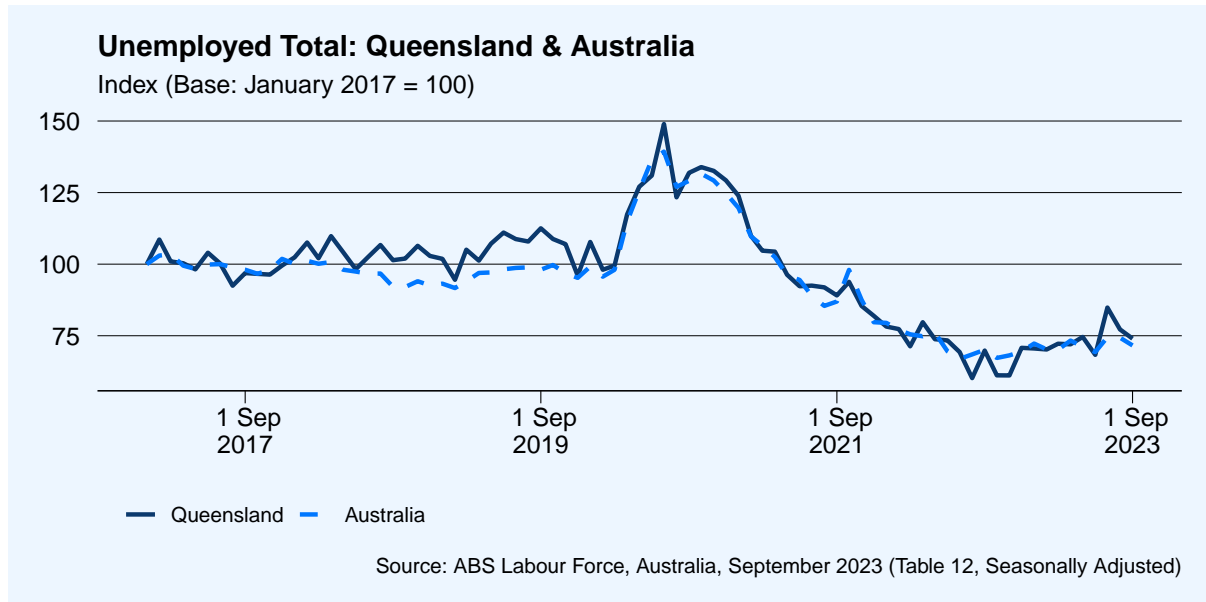
Full and Part Time Employment

- Full-time employment in Queensland increased by 2,407 (0.1%) to 1.98 million in September, and has increased by 44,990 (2.3%) over the year.
- Part-time employment in Queensland, in original terms increased by 17,436 (2.0%) to 881,291 in September. Part-time employment has increased by 17,513 (2.0%) over the last year.



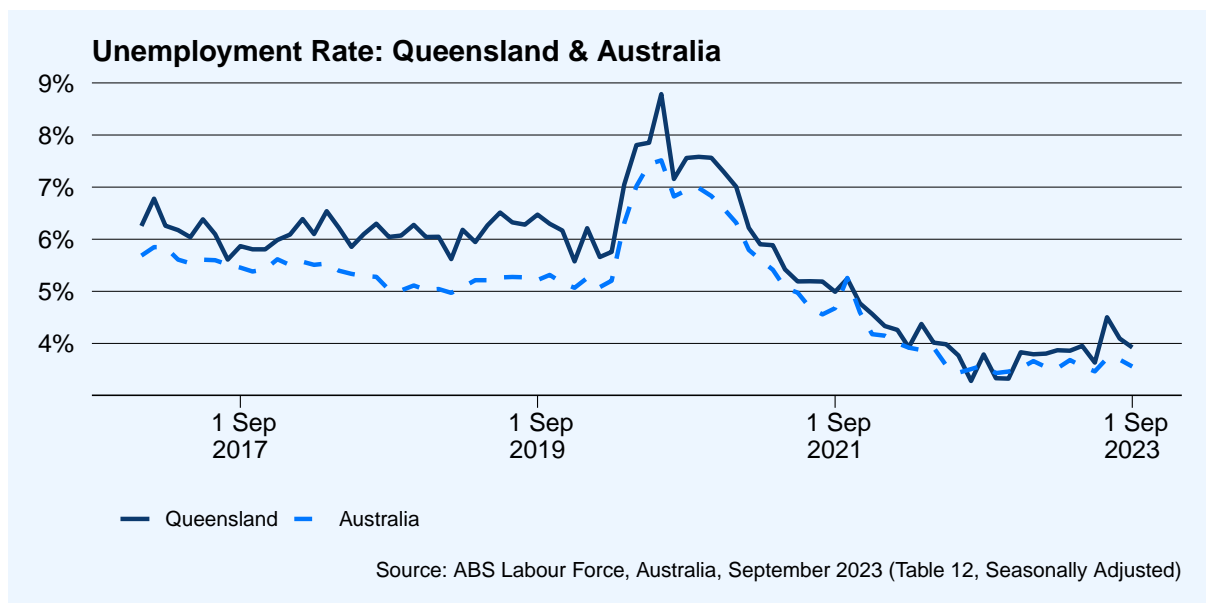
Unemployment

- In September, the total number of unemployed people in Queensland decreased by 5,070 (-4.4%) to 116,471.
- Compared with September last year, unemployment in Queensland has increased by 6,578 (5.6%) people.
- Nationally, total unemployment in September decreased by 19,771 (-3.8%) to 520,485 people.



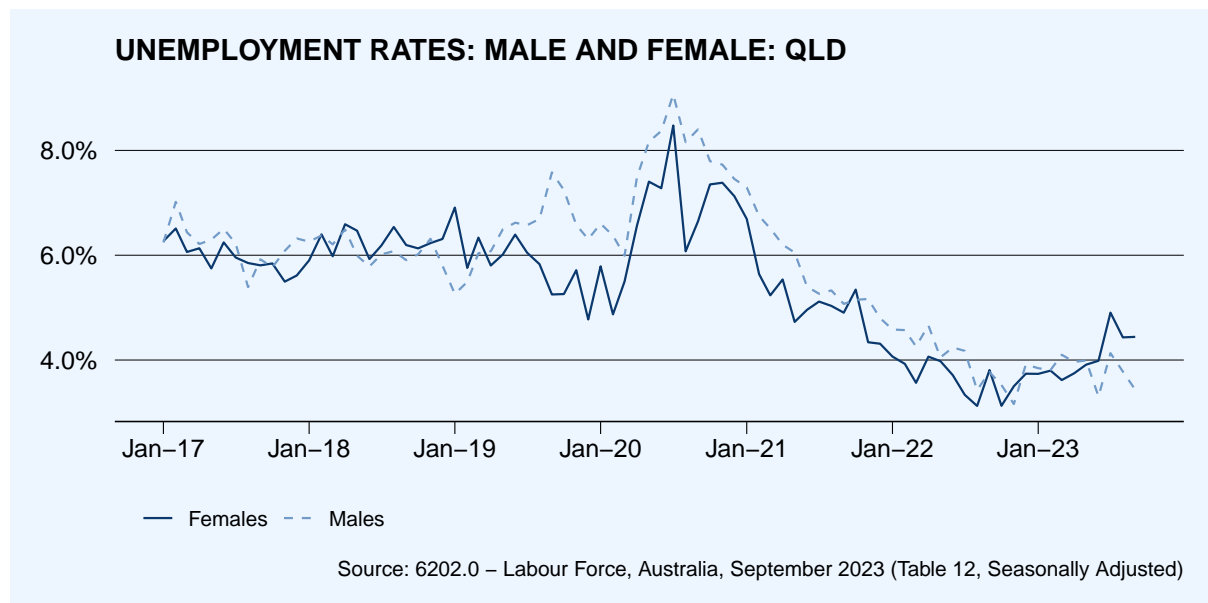
Unemployment Rate

- In September, the seasonally adjusted unemployment rate in Queensland decreased by 0.2 percentage points to 3.9%.
- Compared with September last year, the unemployment rate in Queensland has increased by 0.1 percentage points.
- Nationally, unemployment decreased by 0.1 percentage points to 3.6%.



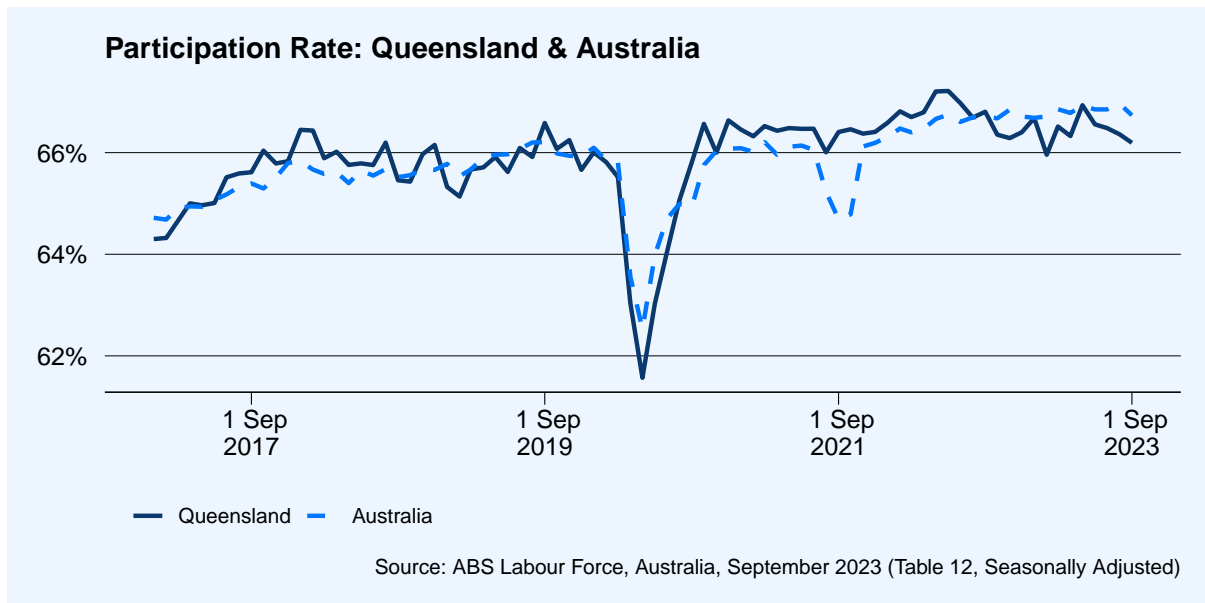
Male and Female Unemployment Rates

- In September, the seasonally adjusted unemployment rate for males in Queensland decreased by 0.1 percentage points to 3.6%.
- Compared with September last year male unemployment in Queensland has decreased by 0.2 percentage points.
- In the same period, the seasonally adjusted unemployment rate for females in increased by 0.1 percentage points to 4.4%.
- Compared with September last year female unemployment in Queensland has increased by 1.0 percentage points.



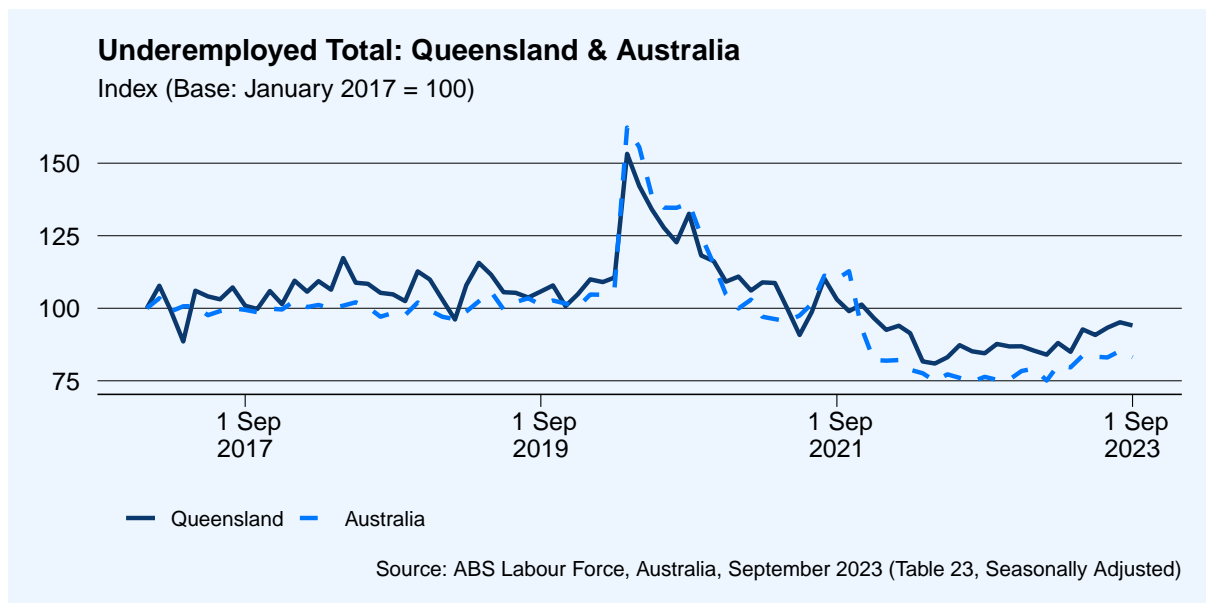
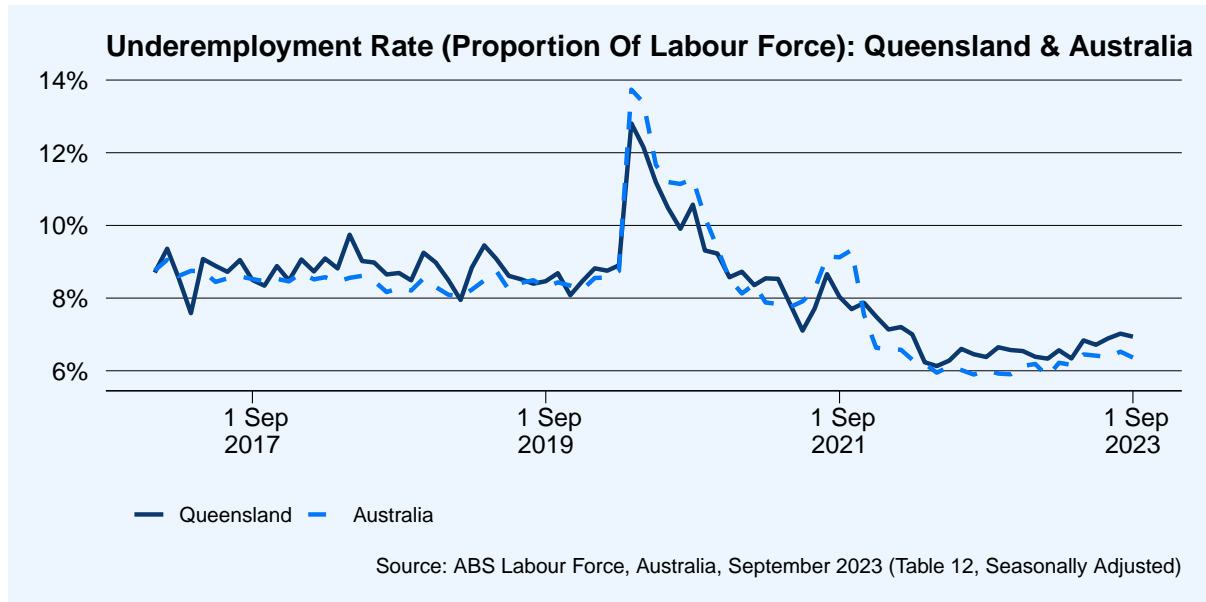
Participation Rate

- The participation rate decreased by 0.2 percentage points to 66.2%.
- Over the past year, the participation rate has decreased by 0.6 percentage points.
- Nationally, the participation rate in September decreased by 0.3 percentage points to 66.7%.



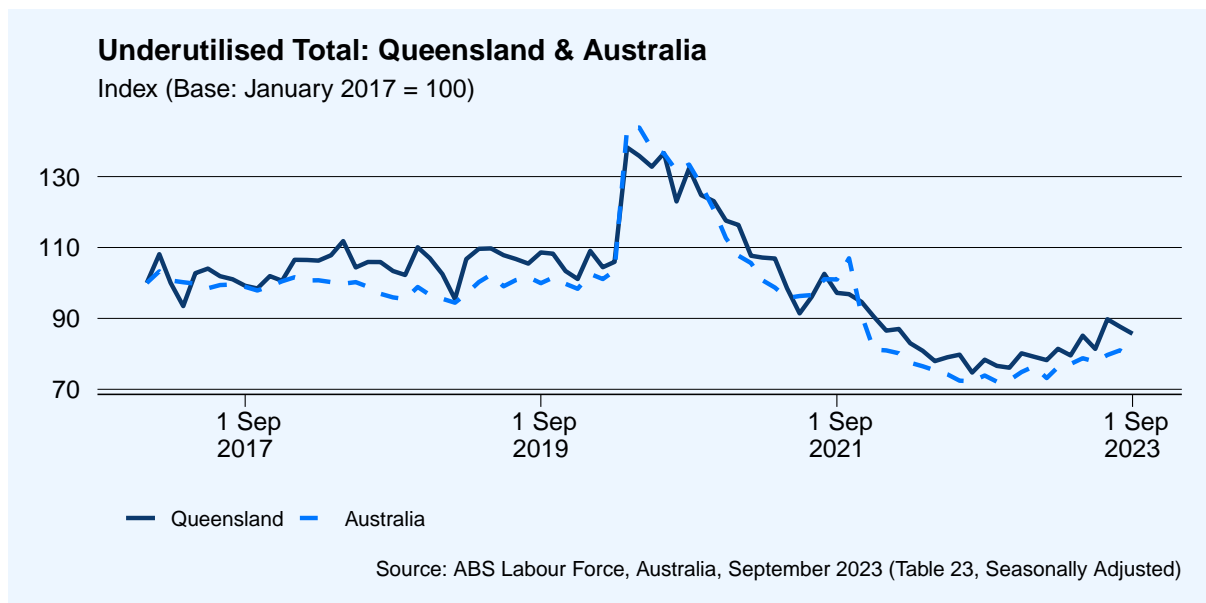
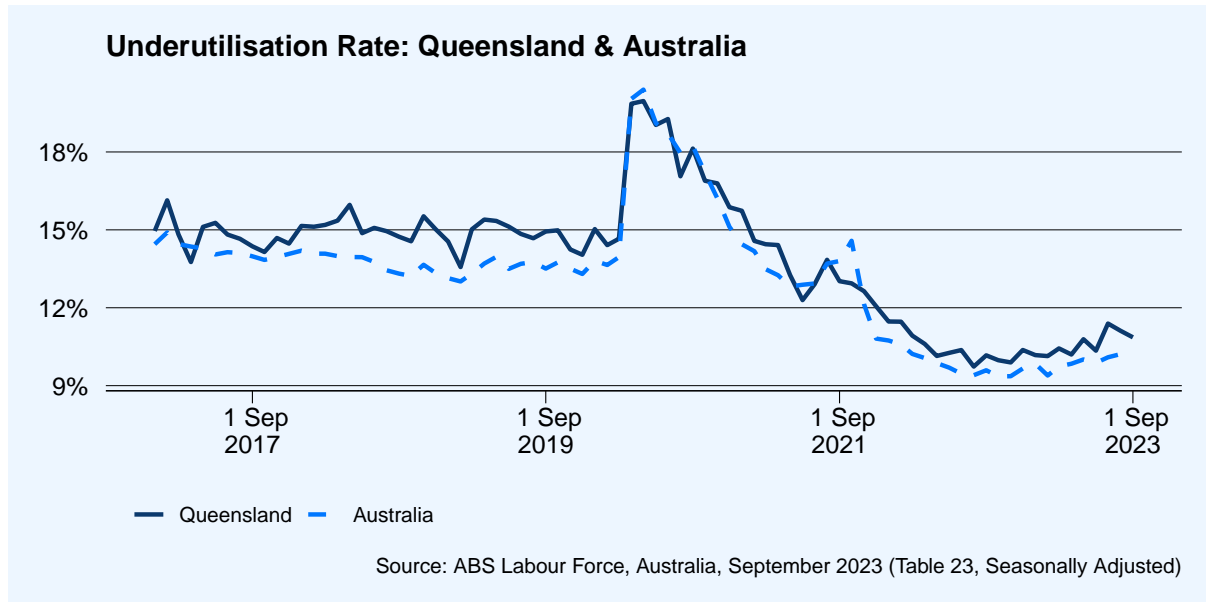
Underemployment

- The underemployment rate decreased by 0.1 percentage points to 6.9%. The total number of people underemployed has decreased by 2,401 (-1.2%) to 206,048 people.
- Over the past year, total underemployment has increased by 21,022 (10.2%).
- Nationally, the underemployment rate in September decreased by 0.1 percentage points to 6.4% and the total number of people underemployed decreased by 24,267 (-2.6%) to 931,291.



Underutilisation

- The underutilisation rate decreased by 0.2 percentage points to 10.9%. Over the past month, the number of underutilised people has decreased by 7,470 (-2.3%) to 322,520.
- Over the past year, underutilisation in Queensland has increased by 27,600 (8.6%).
- Nationally the underutilisation rate in September decreased by 0.3 percentage points to 9.9%, and the total number of underutilised people decreased by 44,038 (-3.0%) to 1.45 million.



Hours Worked

- The total number of hours worked in all jobs decreased by 2.07 million (-0.5%) to 392.19 million.
- Over the past year, the number of hours worked in Queensland has increased by 8.15 million (2.1%).
- Nationally, the total number of hours worked in September decreased by 8.45 million (-0.4%) to 1,930 million.

