



## Labour Market Brief South Australia

### Summary

The ABS Labour Force Survey data for **South Australia** released in October for September showed that in **seasonally adjusted** terms:

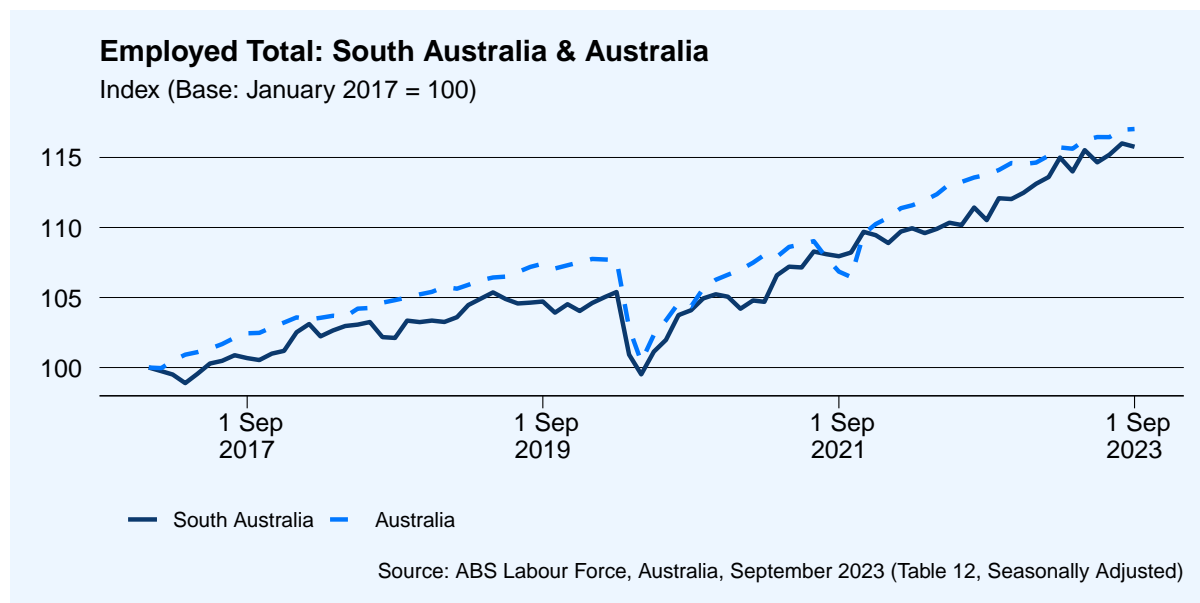
- Total *employment* decreased by 1,986 (-0.2%) to 0.96 million people.
  - Over the past year, employment in South Australia has increased by 43,284 (4.5%).
- Total *unemployment* increased by 953 (2.6%) to 36,698 people, and the *unemployment rate* increased by 0.1 percentage points to 3.7%.
  - Over the past year, unemployment in South Australia has decreased by 5,394 (-14.7%), and the unemployment rate has decreased by 0.7 percentage points.
- Total *underutilisation* has decreased by 6,196 (-5.7%) to 108,626 people, and the *underutilisation rate* decreased by 0.6 percentage points to 10.9%.
  - Over the past year, total underutilisation has increased by 915 (0.8%) and the underutilisation rate has decreased by 0.4 percentage points.

**Nationally** in September:

- Total *employment* increased by 6,660 (0.0%) to 14.11 million people.
  - Over the past year, employment in Australia has increased by 394,339 (2.8%).
- Total *unemployment* decreased by 19,771 (-3.8%) to 520,485 people and the *unemployment rate* decreased by 0.1 percentage points to 3.6%.
  - Over the past year, unemployment in Australia has increased by 11,033 (2.1%) and the *unemployment rate* has remained steady at 3.6%.
- Total *underutilisation* decreased by 44,038 (-3.0%) to 1.45 million people, and the *underutilisation rate* decreased by 0.3 percentage points to 9.9%.
  - Over the past year, total underutilisation has increased by 87,080 (6.0%) and the underutilisation rate has increased by 0.3 percentage points.

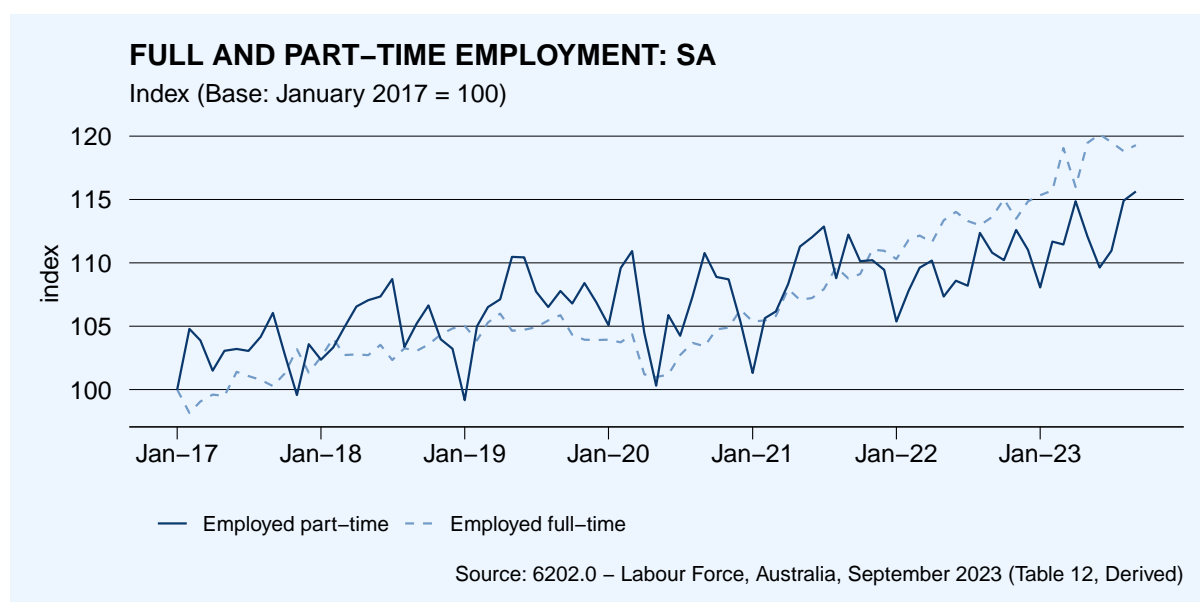
## Employment

- In September, seasonally adjusted employment in South Australia decreased by 1,986 (-0.2%) to 0.96 million people.
- Compared with September last year, total employment in South Australia has increased by 43,284 (4.5%).
- Nationally, employment in increased by 6,660 (0.0%) to 14.11 million people.



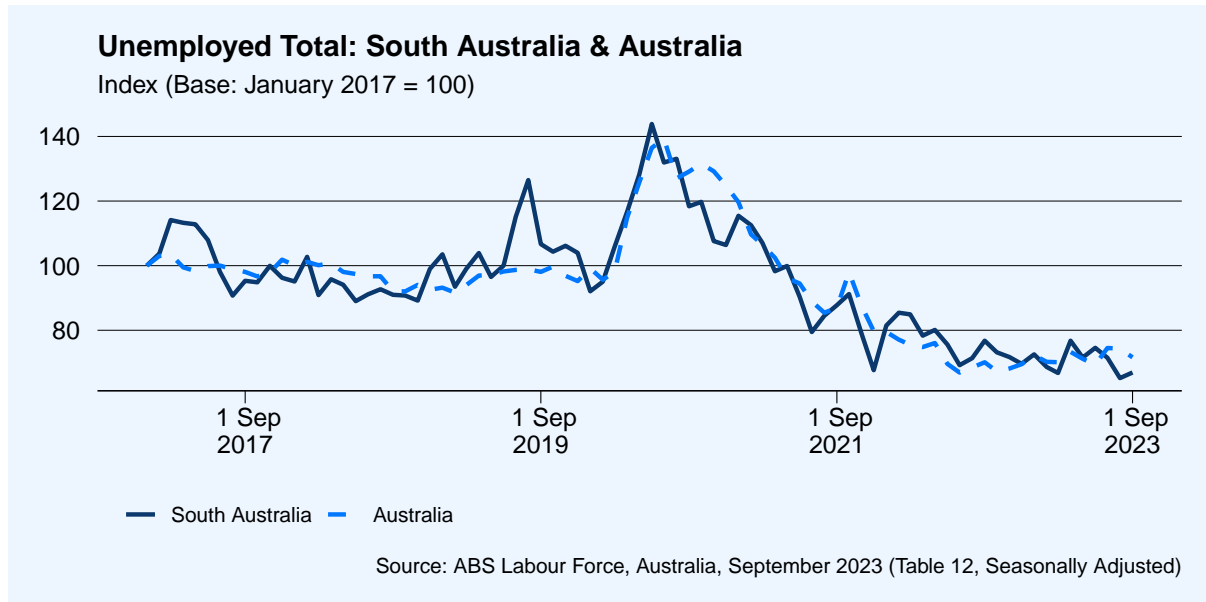
## Full and Part Time Employment

- Full-time employment in South Australia increased by 2,542 (0.4%) to 636,746 in September, and has increased by 30,258 (4.8%) over the year.
- Part-time employment in South Australia, in original terms increased by 2,058 (0.6%) to 328,506 in September. Part-time employment has increased by 13,721 (4.2%) over the last year.



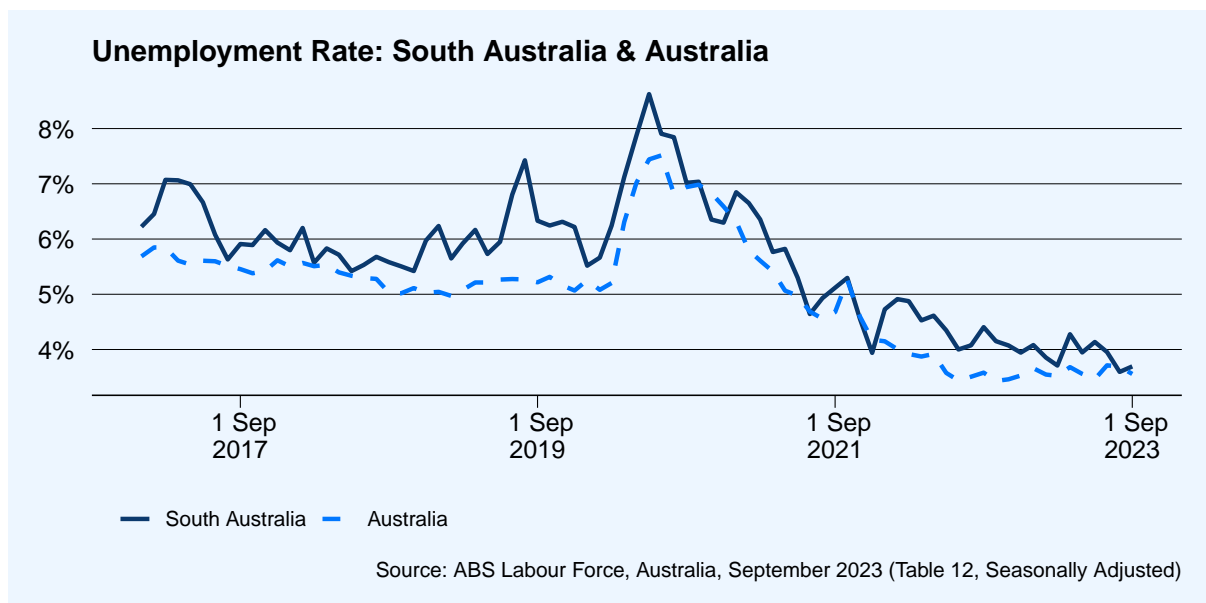
## Unemployment

- In September, the total number of unemployed people in South Australia increased by 953 (2.6%) to 36,698.
- Compared with September last year, unemployment in South Australia has decreased by 5,394 (-14.7%) people.
- Nationally, total unemployment in September decreased by 19,771 (-3.8%) to 520,485 people.



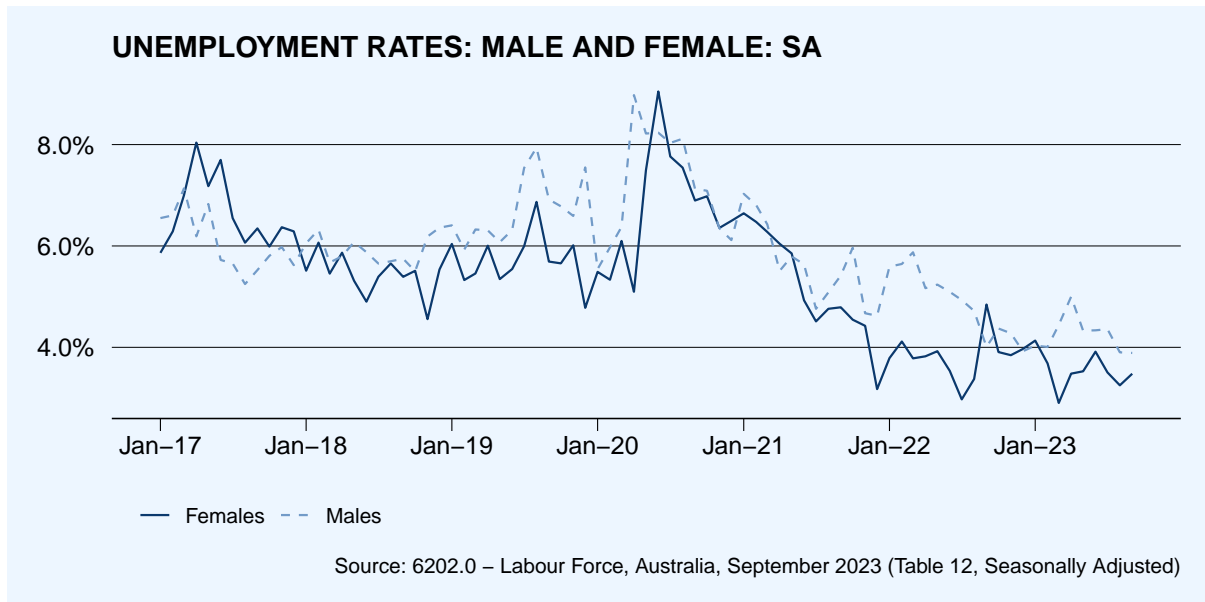
## Unemployment Rate

- In September, the seasonally adjusted unemployment rate in South Australia increased by 0.1 percentage points to 3.7%.
- Compared with September last year, the unemployment rate in South Australia has decreased by 0.7 percentage points.
- Nationally, unemployment decreased by 0.1 percentage points to 3.6%



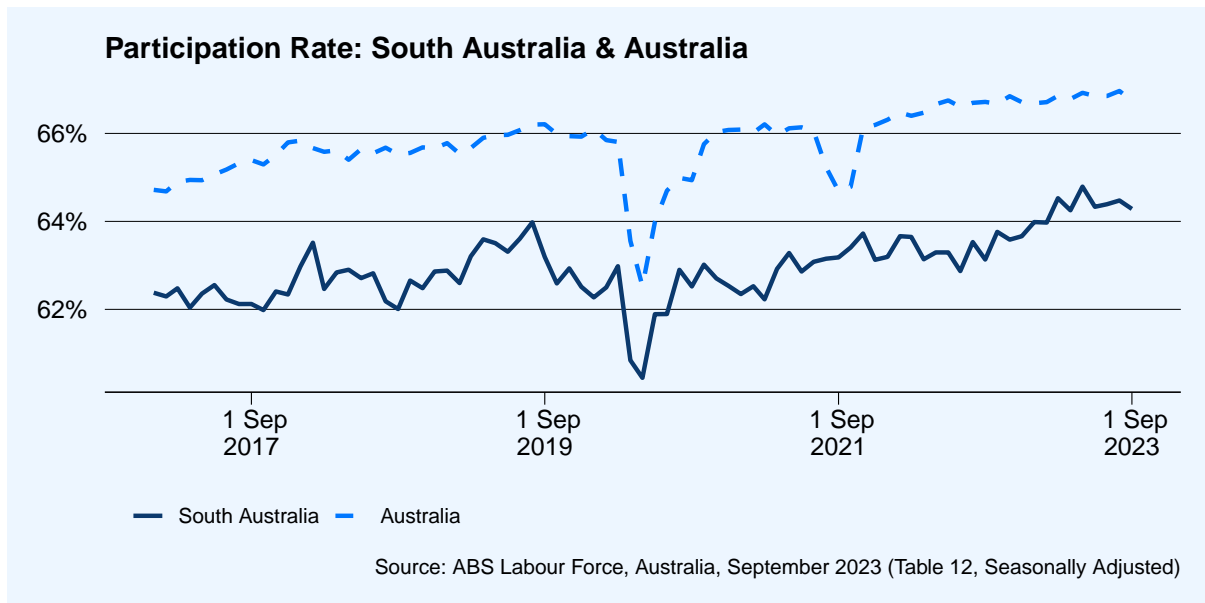
### Male and Female Unemployment Rates

- In September, the seasonally adjusted unemployment rate for males in South Australia decreased by 0.1 percentage points to 4.0%.
- Compared with September last year male unemployment in South Australia has decreased by 0.5 percentage points.
- In the same period, the seasonally adjusted unemployment rate for females in remained steady at 3.4%.
- Compared with September last year female unemployment in South Australia has decreased by 0.3 percentage points.



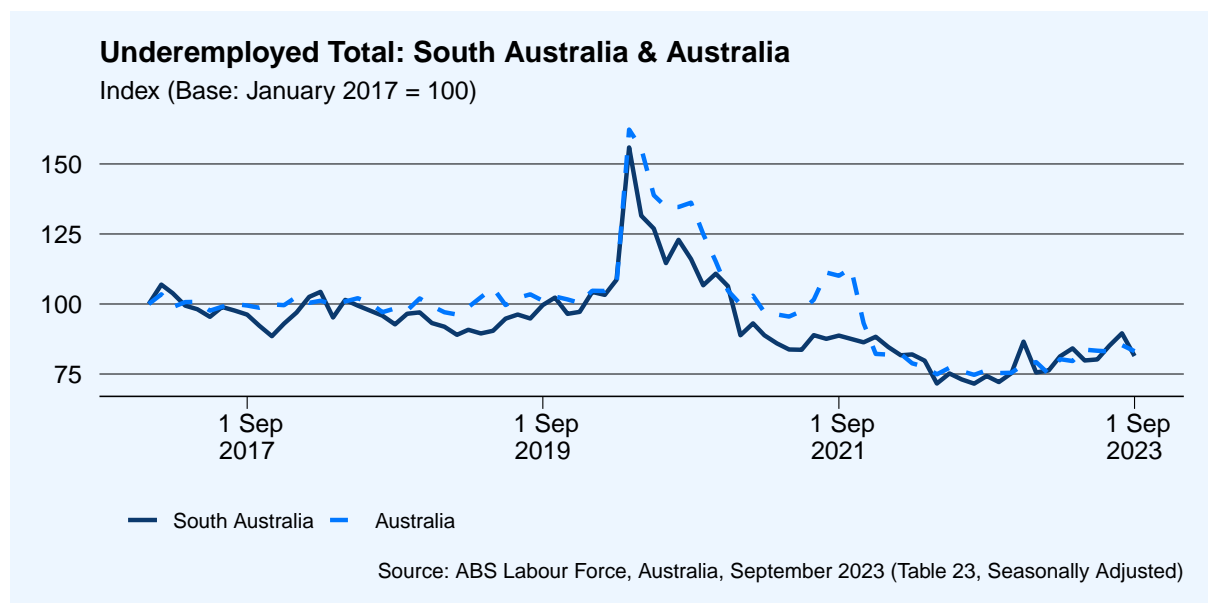
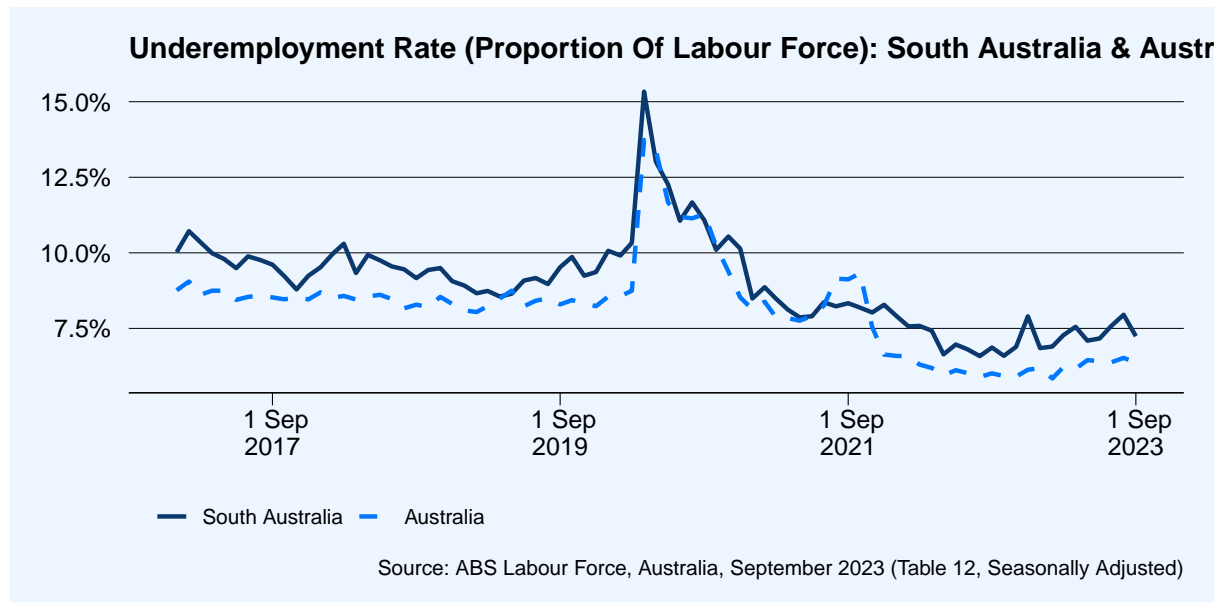
## Participation Rate

- The participation rate decreased by 0.2 percentage points to 64.3%.
- Over the past year, the participation rate has increased by 1.2 percentage points.
- Nationally, the participation rate in September decreased by 0.3 percentage points to 66.7%.



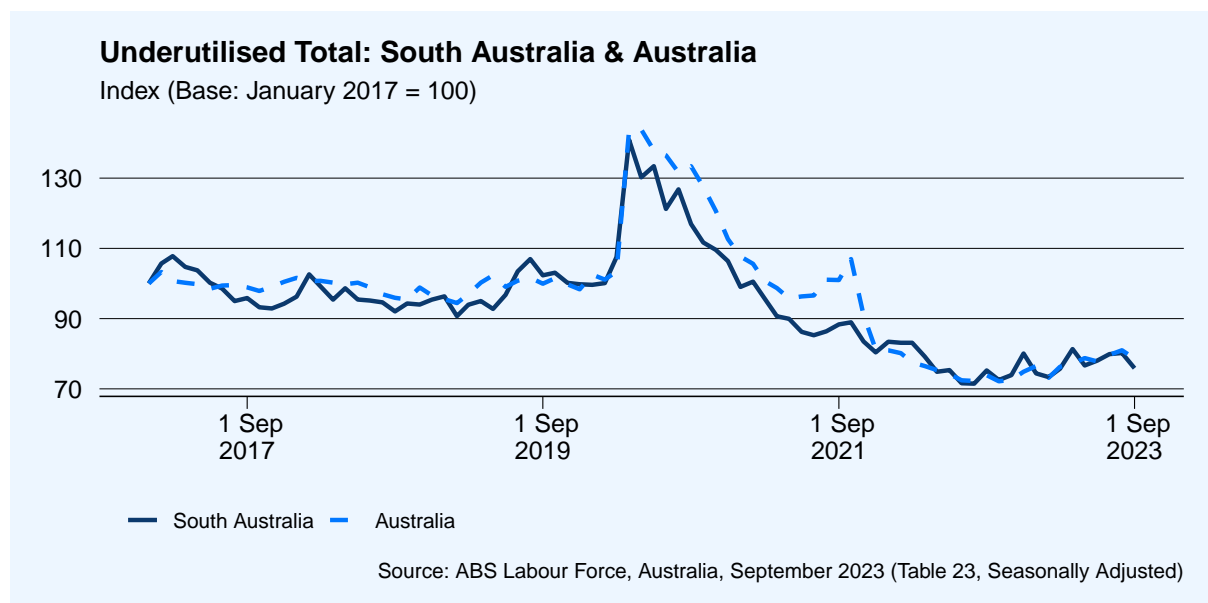
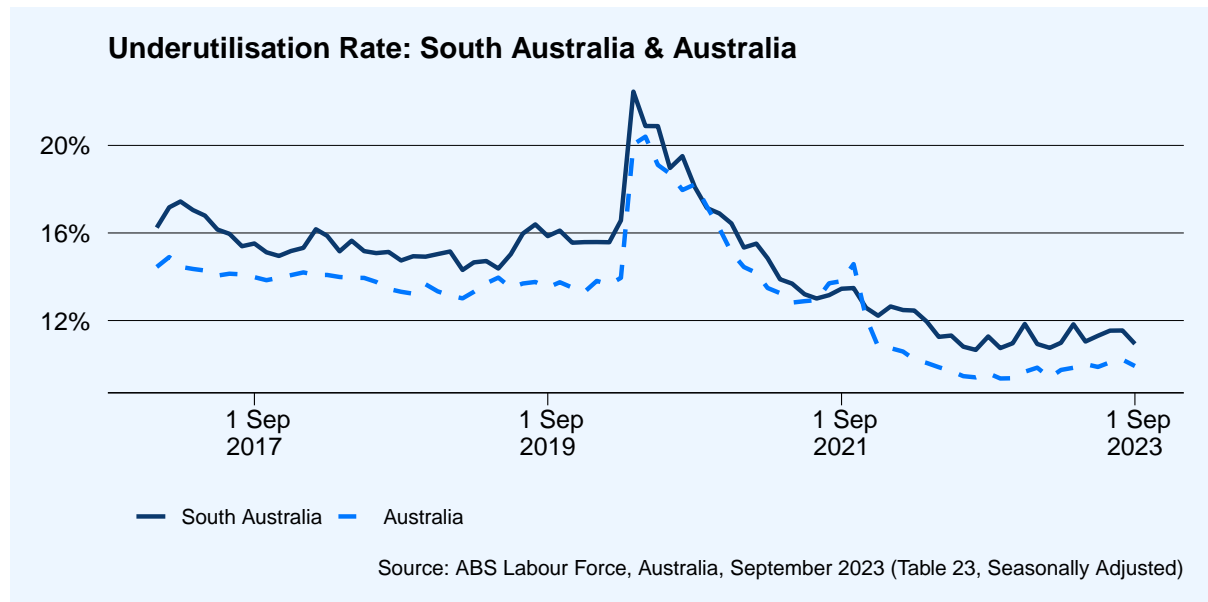
## Underemployment

- The underemployment rate decreased by 0.8 percentage points to 7.2%. The total number of people underemployed has decreased by 7,149 (-9.9%) to 71,928 people.
- Over the past year, total underemployment has increased by 6,308 (8.8%).
- Nationally, the underemployment rate in September decreased by 0.1 percentage points to 6.4% and the total number of people underemployed decreased by 24,267 (-2.6%) to 931,291.



## Underutilisation

- The underutilisation rate decreased by 0.6 percentage points to 10.9%. Over the past month, the number of underutilised people has decreased by 6,196 (-5.7%) to 108,626.
- Over the past year, underutilisation in South Australia has increased by 915 (0.8%).
- Nationally the underutilisation rate in September decreased by 0.3 percentage points to 9.9%, and the total number of underutilised people decreased by 44,038 (-3.0%) to 1.45 million.



### Hours Worked

- The total number of hours worked in all jobs increased by 530,903 (0.4%) to 127.85 million.
- Over the past year, the number of hours worked in South Australia has increased by 5.18 million (4.1%).
- Nationally, the total number of hours worked in September decreased by 8.45 million (-0.4%) to 1,930 million.

