



Labour Market Brief Victoria

Summary

The ABS Labour Force Survey data for **Victoria** released in October for September showed that in **seasonally adjusted** terms:

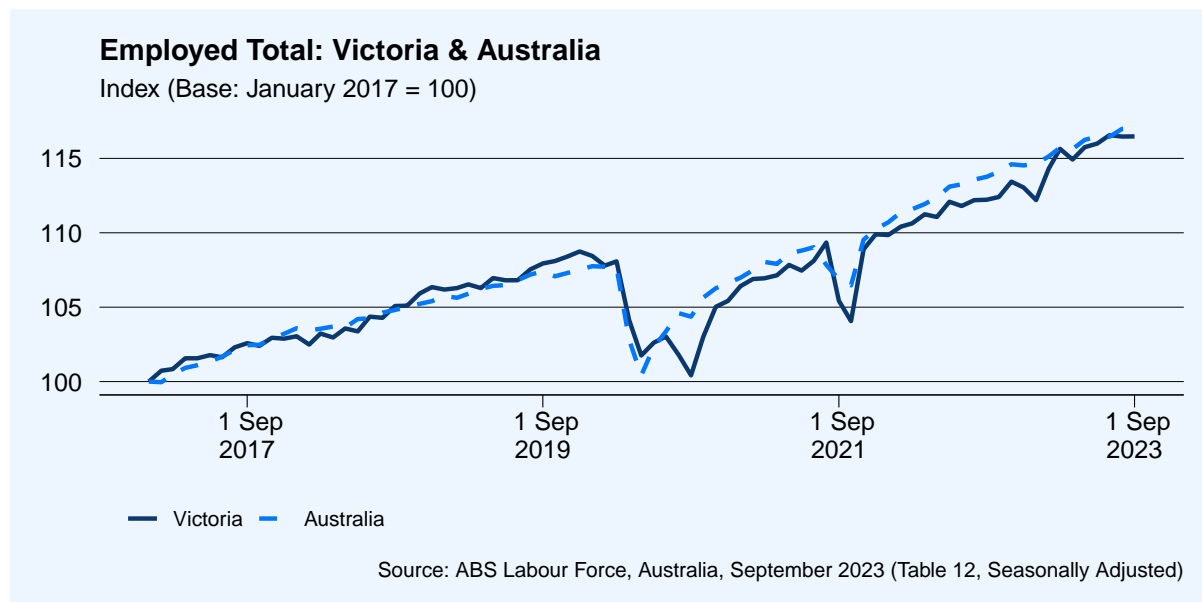
- Total *employment* increased by 291 (0.0%) to 3.65 million people.
 - Over the past year, employment in Victoria has increased by 133,460 (3.7%).
- Total *unemployment* decreased by 1,915 (-1.5%) to 131,077 people, and the *unemployment rate* remained steady at 3.5%.
 - Over the past year, unemployment in Victoria has increased by 3,990 (3.0%), and the unemployment rate has remained steady at 3.5%.
- Total *underutilisation* has decreased by 4,573 (-1.2%) to 379,448 people, and the *underutilisation rate* decreased by 0.1 percentage points to 10.0%.
 - Over the past year, total underutilisation has increased by 44,456 (11.7%) and the underutilisation rate has increased by 0.8 percentage points.

Nationally in September:

- Total *employment* increased by 6,660 (0.0%) to 14.11 million people.
 - Over the past year, employment in Australia has increased by 394,339 (2.8%).
- Total *unemployment* decreased by 19,771 (-3.8%) to 520,485 people and the *unemployment rate* decreased by 0.1 percentage points to 3.6%.
 - Over the past year, unemployment in Australia has increased by 11,033 (2.1%) and the *unemployment rate* has remained steady at 3.6%.
- Total *underutilisation* decreased by 44,038 (-3.0%) to 1.45 million people, and the *underutilisation rate* decreased by 0.3 percentage points to 9.9%.
 - Over the past year, total underutilisation has increased by 87,080 (6.0%) and the underutilisation rate has increased by 0.3 percentage points.

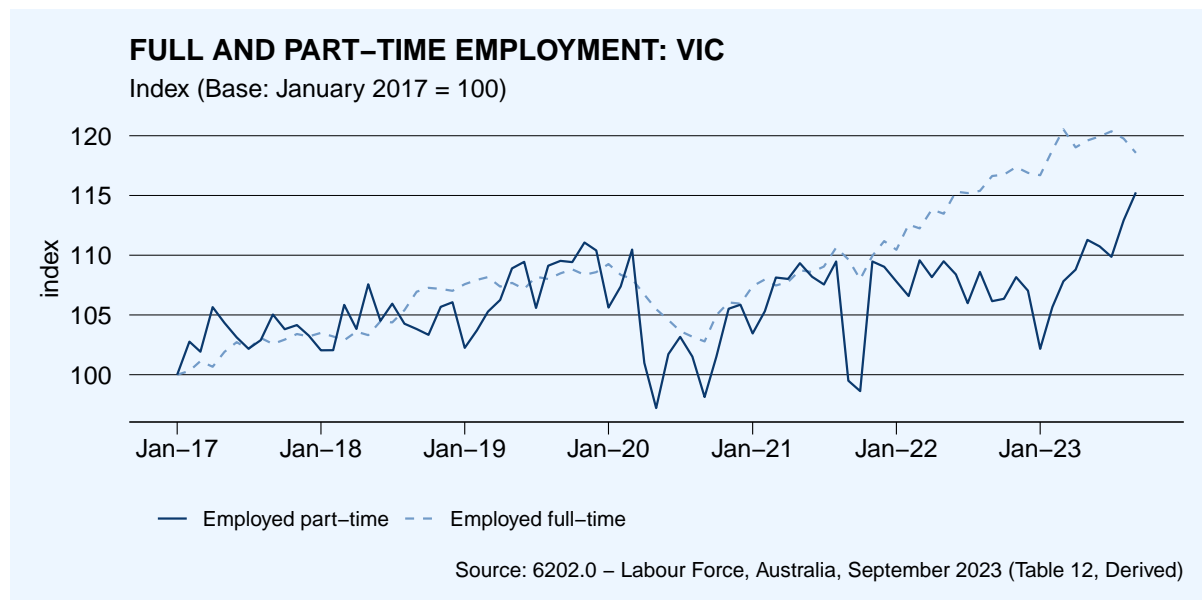
Employment

- In September, seasonally adjusted employment in Victoria increased by 291 (0.0%) to 3.65 million people.
- Compared with September last year, total employment in Victoria has increased by 133,460 (3.7%).
- Nationally, employment in increased by 6,660 (0.0%) to 14.11 million people.



Full and Part Time Employment

- Full-time employment in Victoria decreased by 25,059 (-1.0%) to 2.49 million in September, and has increased by 40,748 (1.6%) over the year.
- Part-time employment in Victoria, in original terms increased by 23,686 (2.0%) to 1.17 million in September. Part-time employment has increased by 92,359 (7.9%) over the last year.



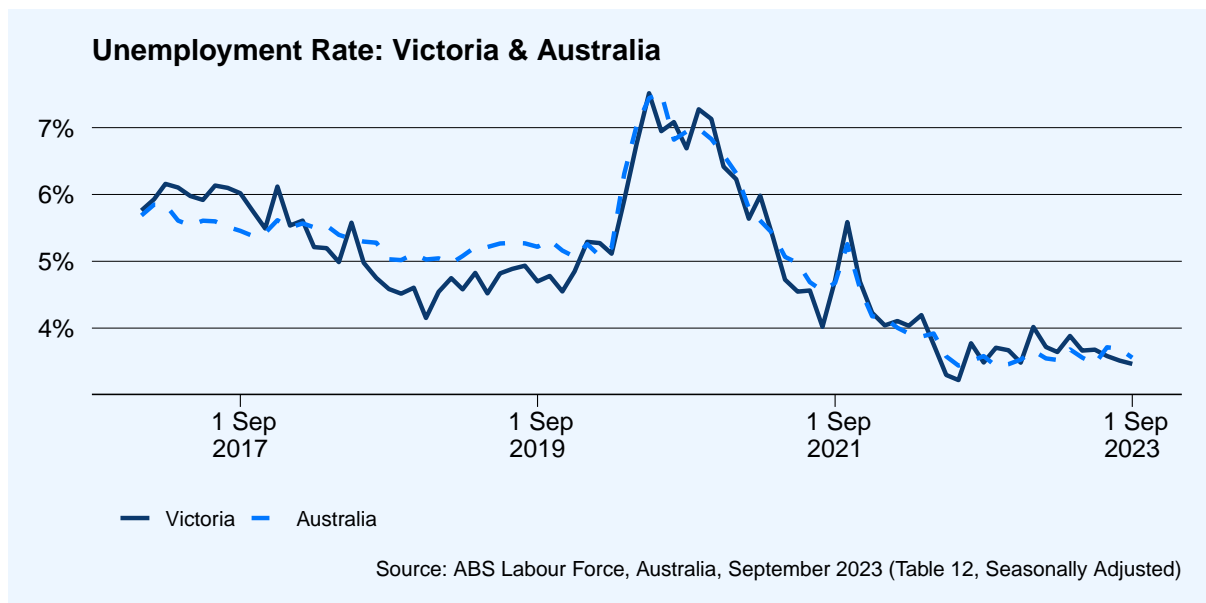
Unemployment

- In September, the total number of unemployed people in Victoria decreased by 1,915 (-1.5%) to 131,077.
- Compared with September last year, unemployment in Victoria has increased by 3,990 (3.0%) people.
- Nationally, total unemployment in September decreased by 19,771 (-3.8%) to 520,485 people.



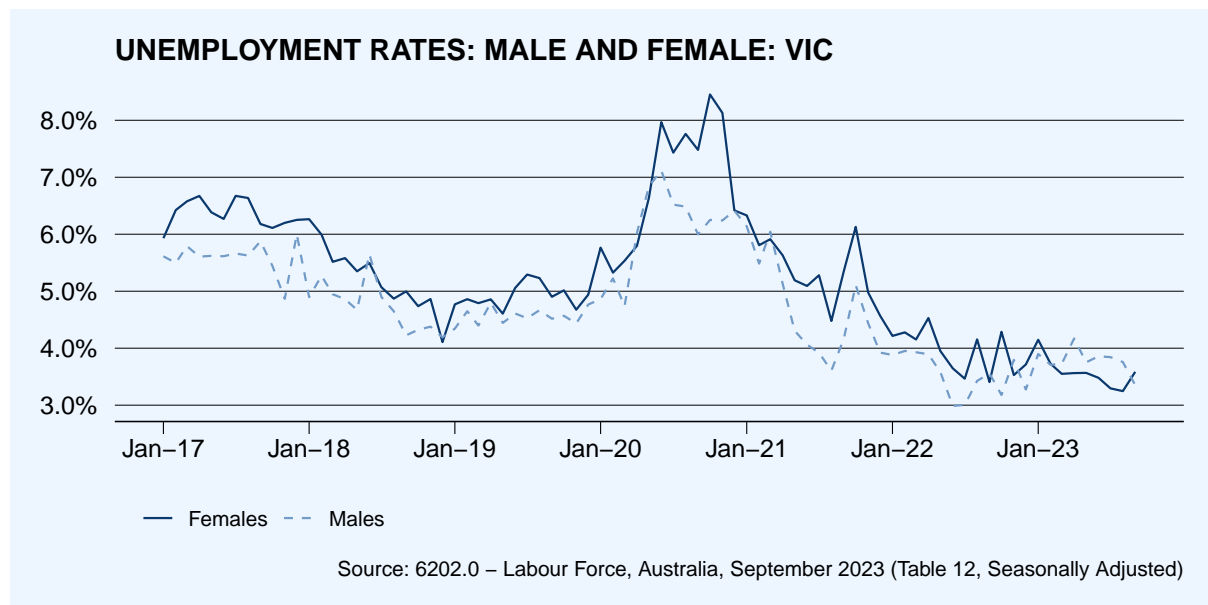
Unemployment Rate

- In September, the seasonally adjusted unemployment rate in Victoria remained steady at 3.5%.
- Compared with September last year, the unemployment rate in Victoria has remained steady at 3.5%.
- Nationally, unemployment decreased by 0.1 percentage points to 3.6%



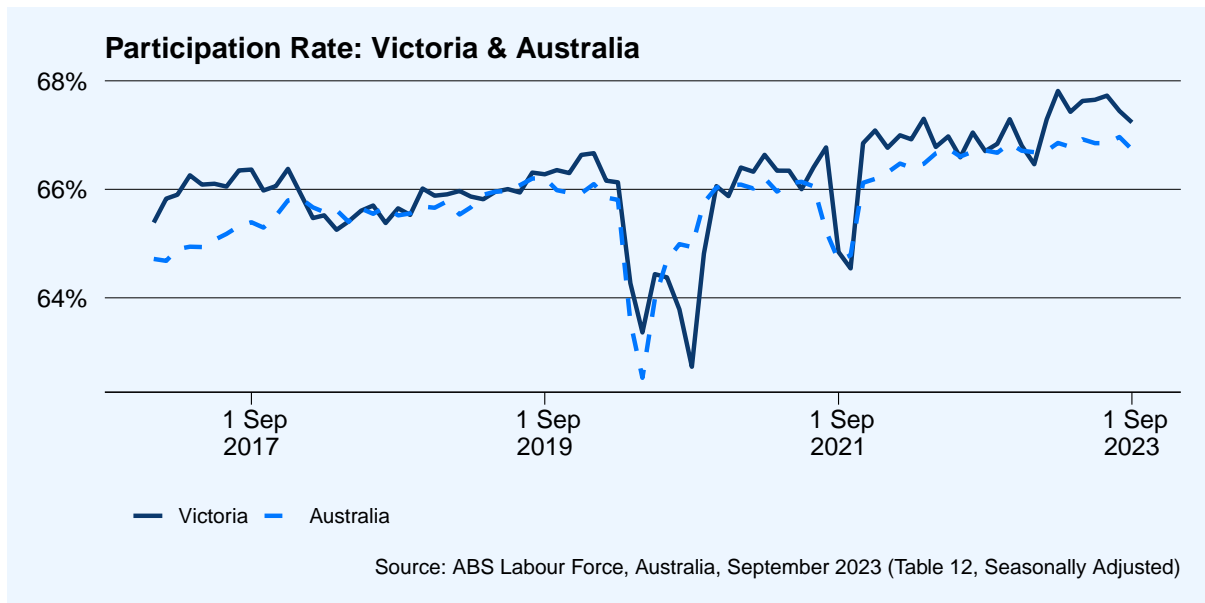
Male and Female Unemployment Rates

- In September, the seasonally adjusted unemployment rate for males in Victoria remained steady at 3.7%.
- Compared with September last year male unemployment in Victoria has increased by 0.2 percentage points.
- In the same period, the seasonally adjusted unemployment rate for females in decreased by 0.1 percentage points to 3.3%.
- Compared with September last year female unemployment in Victoria has decreased by 0.4 percentage points.



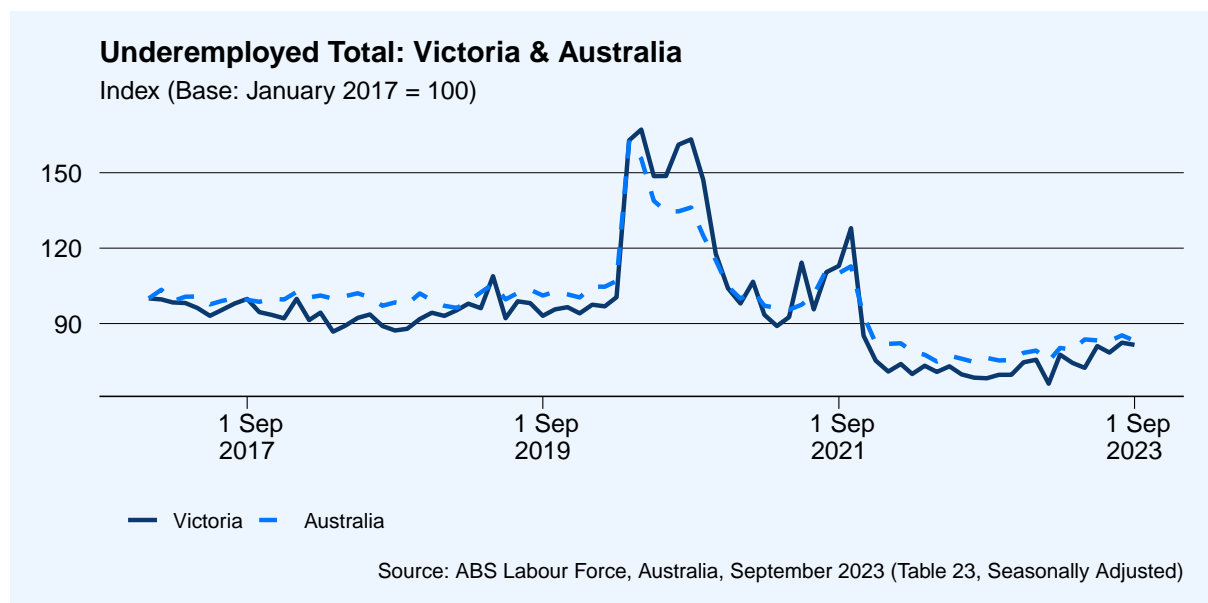
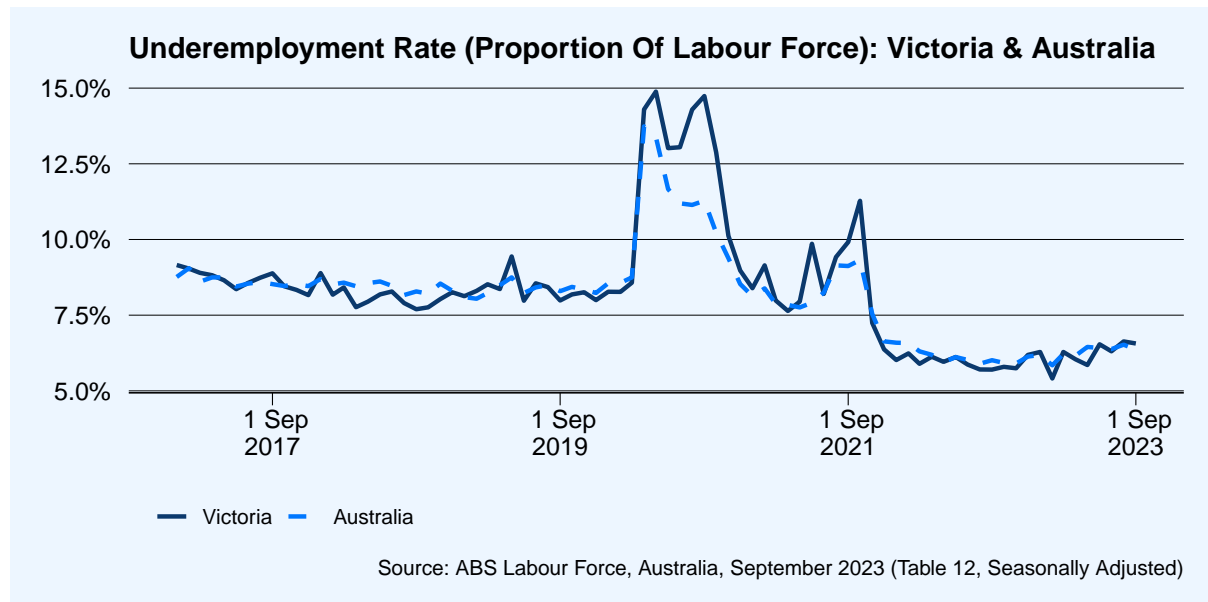
Participation Rate

- The participation rate decreased by 0.2 percentage points to 67.2%.
- Over the past year, the participation rate has increased by 0.5 percentage points.
- Nationally, the participation rate in September decreased by 0.3 percentage points to 66.7%.



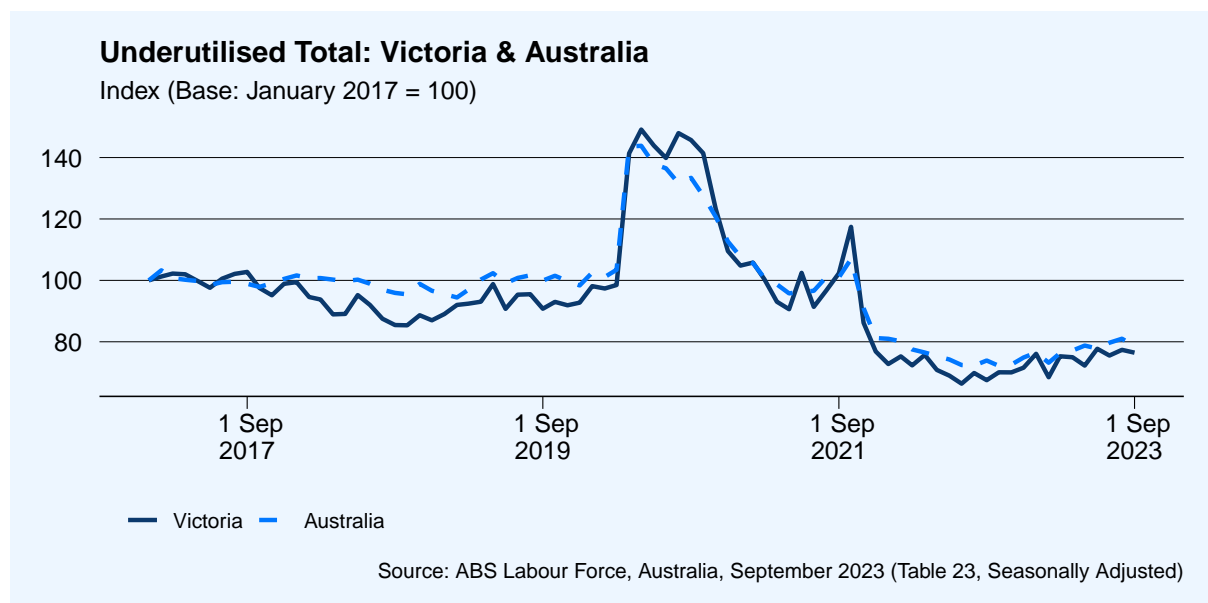
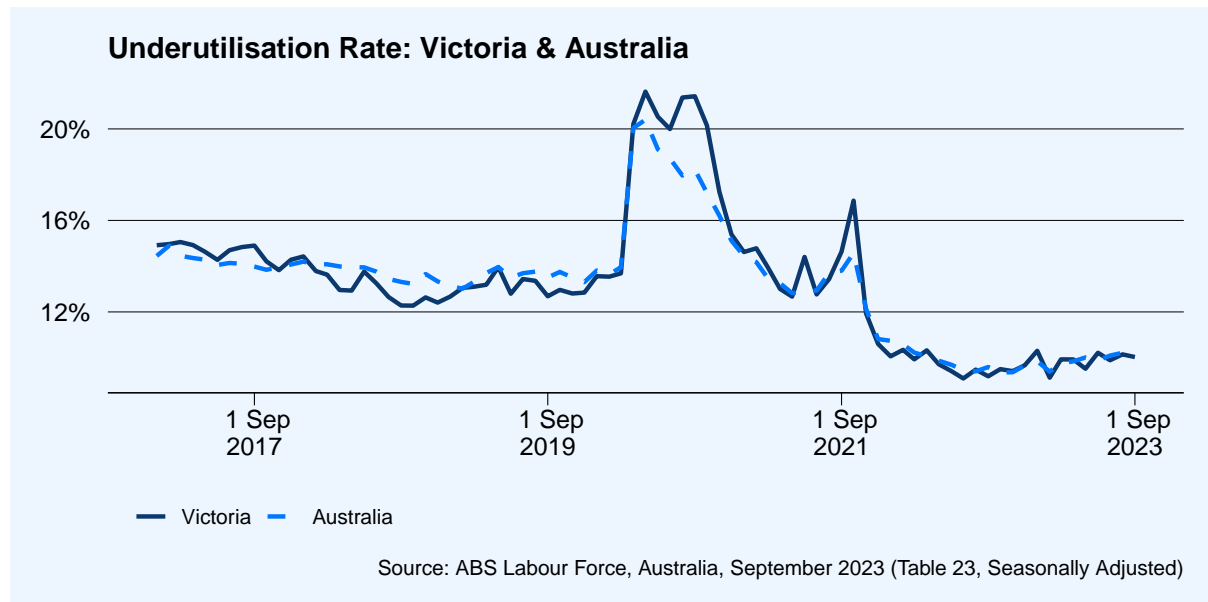
Underemployment

- The underemployment rate remained steady at 6.6%. The total number of people underemployed has decreased by 2,658 (-1.1%) to 248,371 people.
- Over the past year, total underemployment has increased by 40,467 (16.3%).
- Nationally, the underemployment rate in September decreased by 0.1 percentage points to 6.4% and the total number of people underemployed decreased by 24,267 (-2.6%) to 931,291.



Underutilisation

- The underutilisation rate decreased by 0.1 percentage points to 10.0%. Over the past month, the number of underutilised people has decreased by 4,573 (-1.2%) to 379,448.
- Over the past year, underutilisation in Victoria has increased by 44,456 (11.7%).
- Nationally the underutilisation rate in September decreased by 0.3 percentage points to 9.9%, and the total number of underutilised people decreased by 44,038 (-3.0%) to 1.45 million.



Hours Worked

- The total number of hours worked in all jobs decreased by 1.76 million (-0.4%) to 495.51 million.
- Over the past year, the number of hours worked in Victoria has increased by 19.24 million (3.9%).
- Nationally, the total number of hours worked in September decreased by 8.45 million (-0.4%) to 1,930 million.

