



Labour Market Brief Western Australia

Summary

The ABS Labour Force Survey data for **Western Australia** released in October for September showed that in **seasonally adjusted** terms:

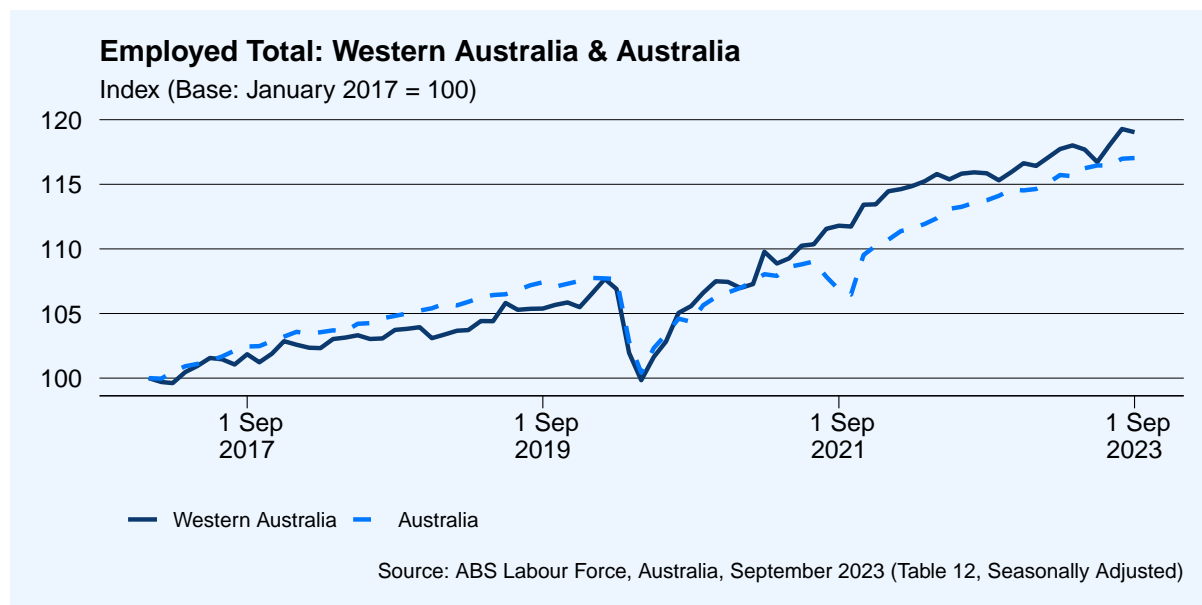
- Total *employment* decreased by 3,234 (-0.2%) to 1.56 million people.
 - Over the past year, employment in Western Australia has increased by 41,773 (2.7%).
- Total *unemployment* decreased by 8,168 (-15.3%) to 53,403 people, and the *unemployment rate* decreased by 0.5 percentage points to 3.3%.
 - Over the past year, unemployment in Western Australia has decreased by 796 (-1.5%), and the unemployment rate has decreased by 0.1 percentage points.
- Total *underutilisation* has decreased by 10,884 (-7.4%) to 146,431 people, and the *underutilisation rate* decreased by 0.6 percentage points to 9.1%.
 - Over the past year, total underutilisation has decreased by 4,390 (-3.0%) and the underutilisation rate has decreased by 0.5 percentage points.

Nationally in September:

- Total *employment* increased by 6,660 (0.0%) to 14.11 million people.
 - Over the past year, employment in Australia has increased by 394,339 (2.8%).
- Total *unemployment* decreased by 19,771 (-3.8%) to 520,485 people and the *unemployment rate* decreased by 0.1 percentage points to 3.6%.
 - Over the past year, unemployment in Australia has increased by 11,033 (2.1%) and the *unemployment rate* has remained steady at 3.6%.
- Total *underutilisation* decreased by 44,038 (-3.0%) to 1.45 million people, and the *underutilisation rate* decreased by 0.3 percentage points to 9.9%.
 - Over the past year, total underutilisation has increased by 87,080 (6.0%) and the underutilisation rate has increased by 0.3 percentage points.

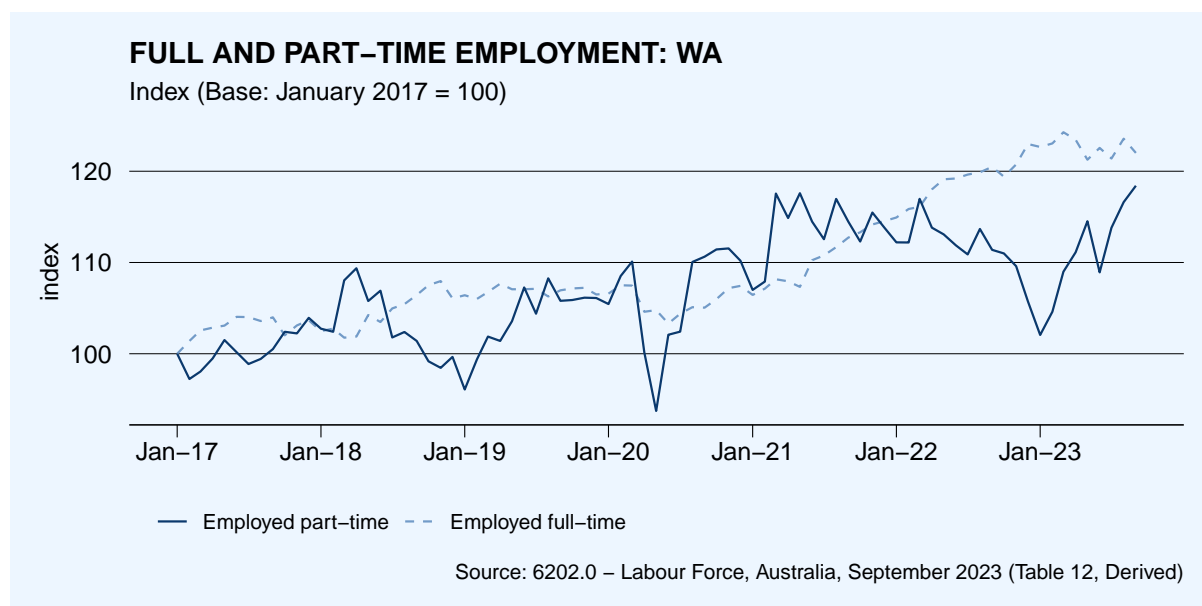
Employment

- In September, seasonally adjusted employment in Western Australia decreased by 3,234 (-0.2%) to 1.56 million people.
- Compared with September last year, total employment in Western Australia has increased by 41,773 (2.7%).
- Nationally, employment in increased by 6,660 (0.0%) to 14.11 million people.



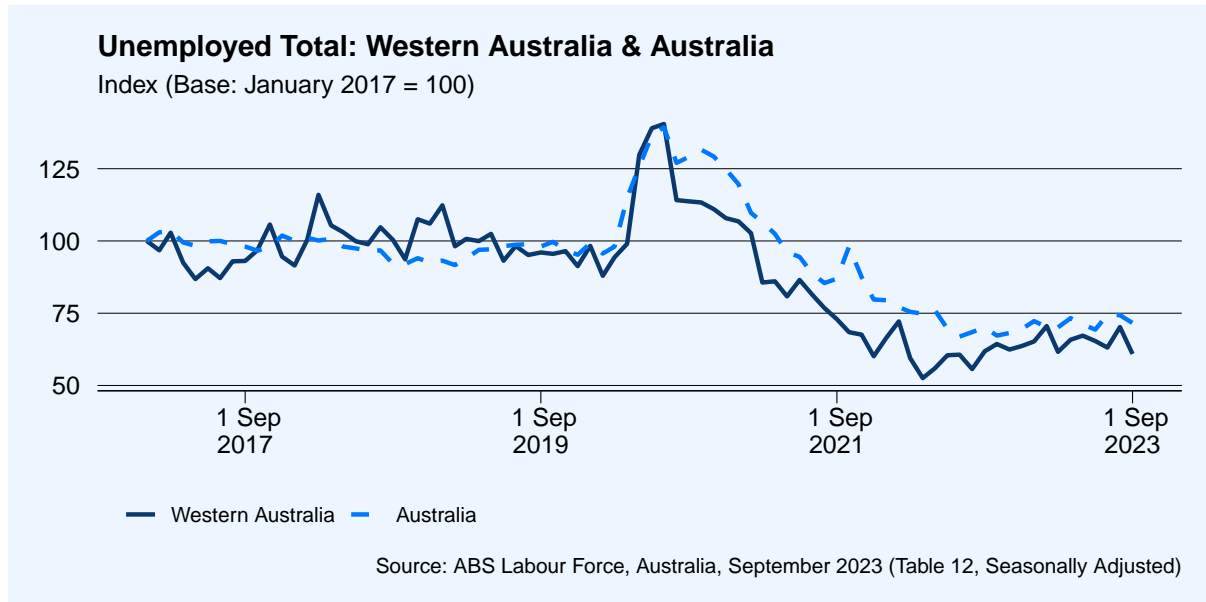
Full and Part Time Employment

- Full-time employment in Western Australia decreased by 13,751 (-1.3%) to 1.08 million in September, and has increased by 13,457 (1.3%) over the year.
- Part-time employment in Western Australia, in original terms increased by 7,572 (1.5%) to 498,441 in September. Part-time employment has increased by 29,575 (5.9%) over the last year.



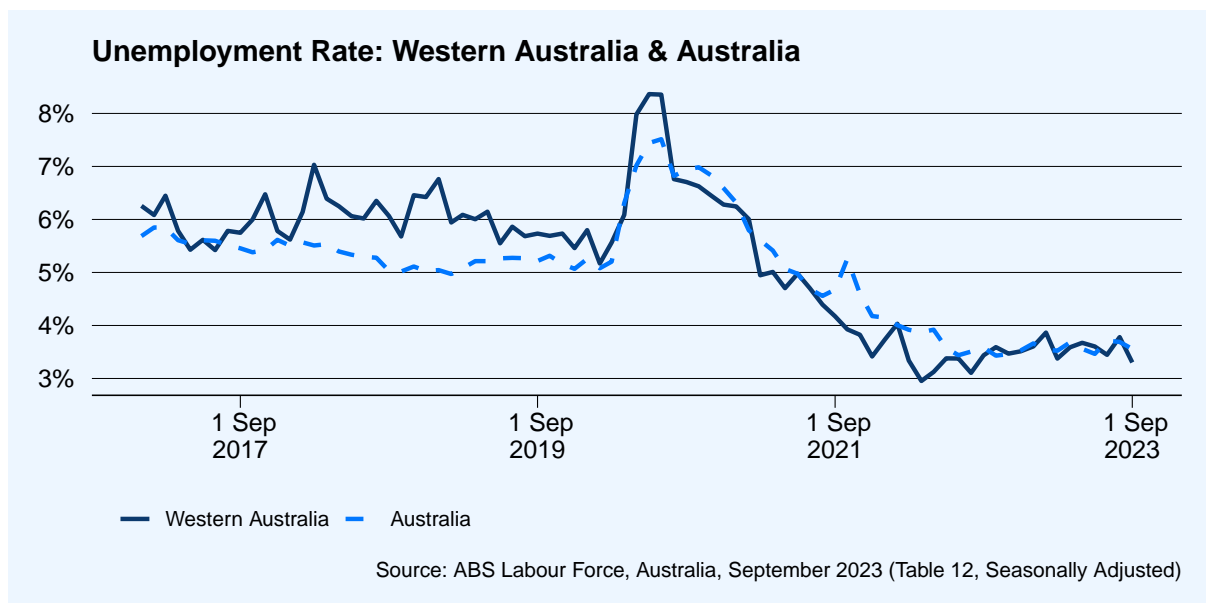
Unemployment

- In September, the total number of unemployed people in Western Australia decreased by 8,168 (-15.3%) to 53,403.
- Compared with September last year, unemployment in Western Australia has decreased by 796 (-1.5%) people.
- Nationally, total unemployment in September decreased by 19,771 (-3.8%) to 520,485 people.



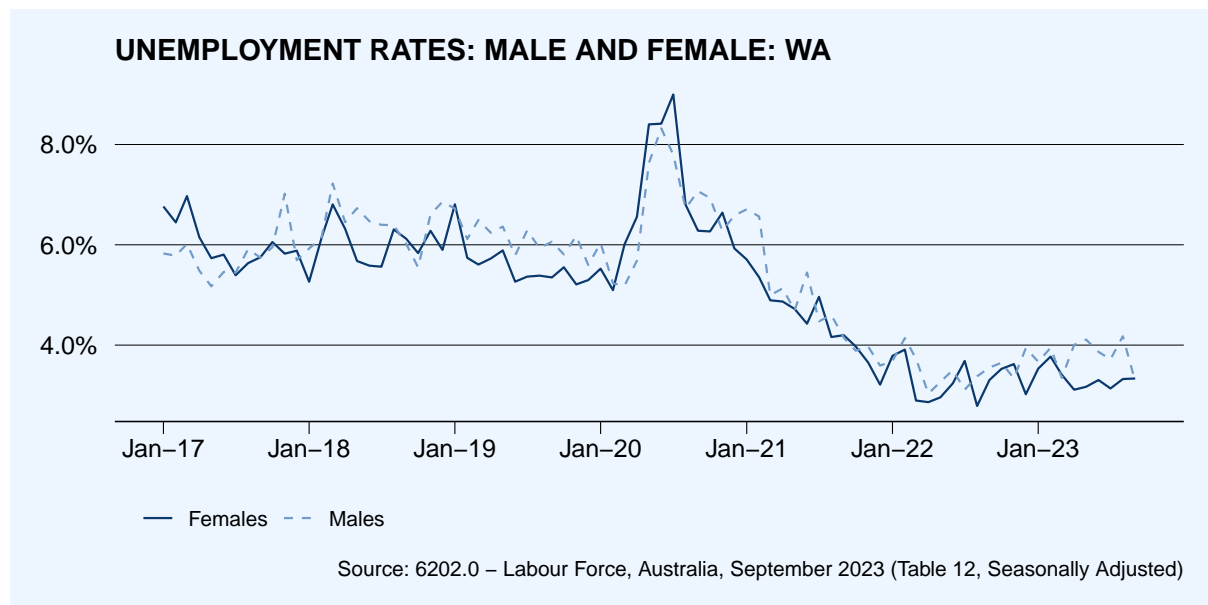
Unemployment Rate

- In September, the seasonally adjusted unemployment rate in Western Australia decreased by 0.5 percentage points to 3.3%.
- Compared with September last year, the unemployment rate in Western Australia has decreased by 0.1 percentage points.
- Nationally, unemployment decreased by 0.1 percentage points to 3.6%.



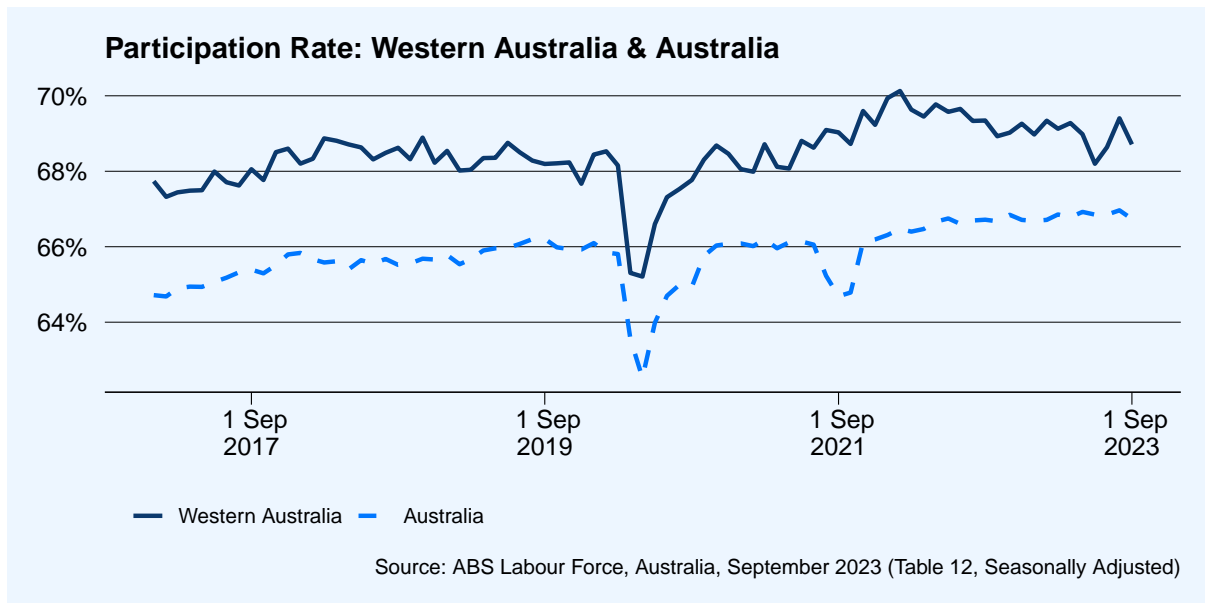
Male and Female Unemployment Rates

- In September, the seasonally adjusted unemployment rate for males in Western Australia decreased by 0.1 percentage points to 3.6%.
- Compared with September last year male unemployment in Western Australia has increased by 0.1 percentage points.
- In the same period, the seasonally adjusted unemployment rate for females in increased by 0.1 percentage points to 3.3%.
- Compared with September last year female unemployment in Western Australia has decreased by 0.1 percentage points.



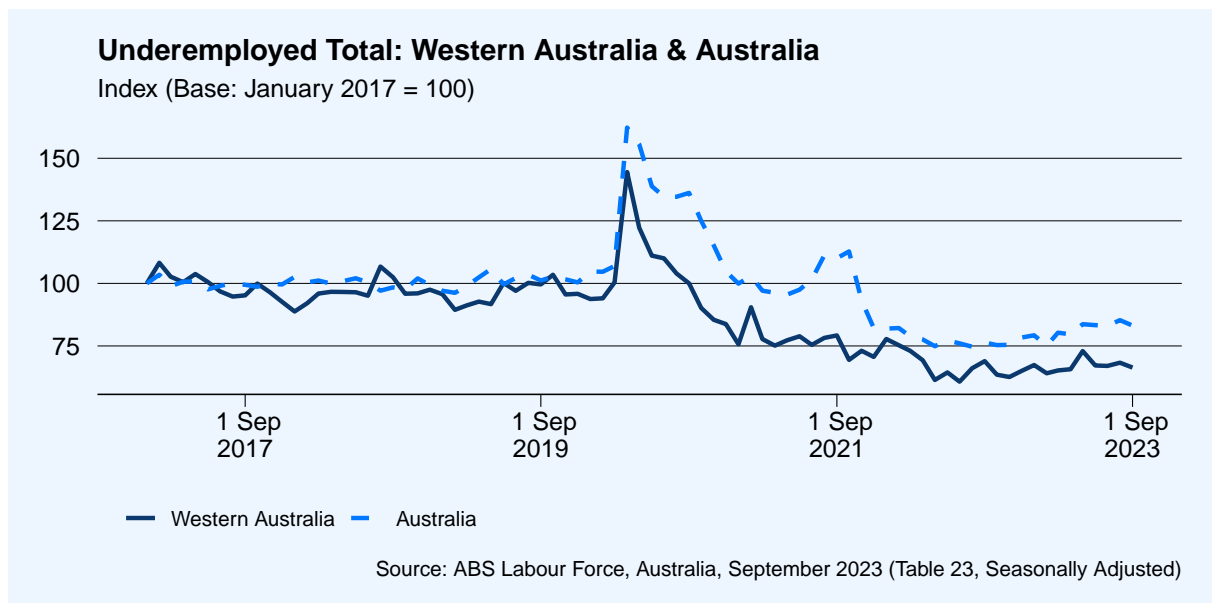
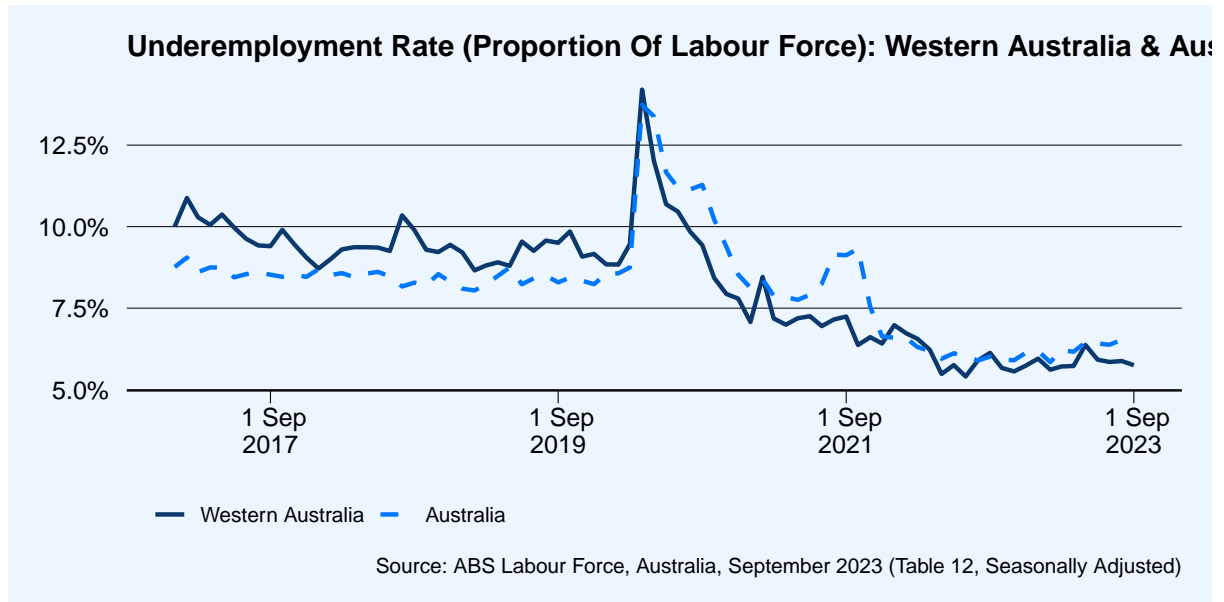
Participation Rate

- The participation rate decreased by 0.7 percentage points to 68.7%.
- Over the past year, the participation rate has decreased by 0.6 percentage points.
- Nationally, the participation rate in September decreased by 0.3 percentage points to 66.7%.



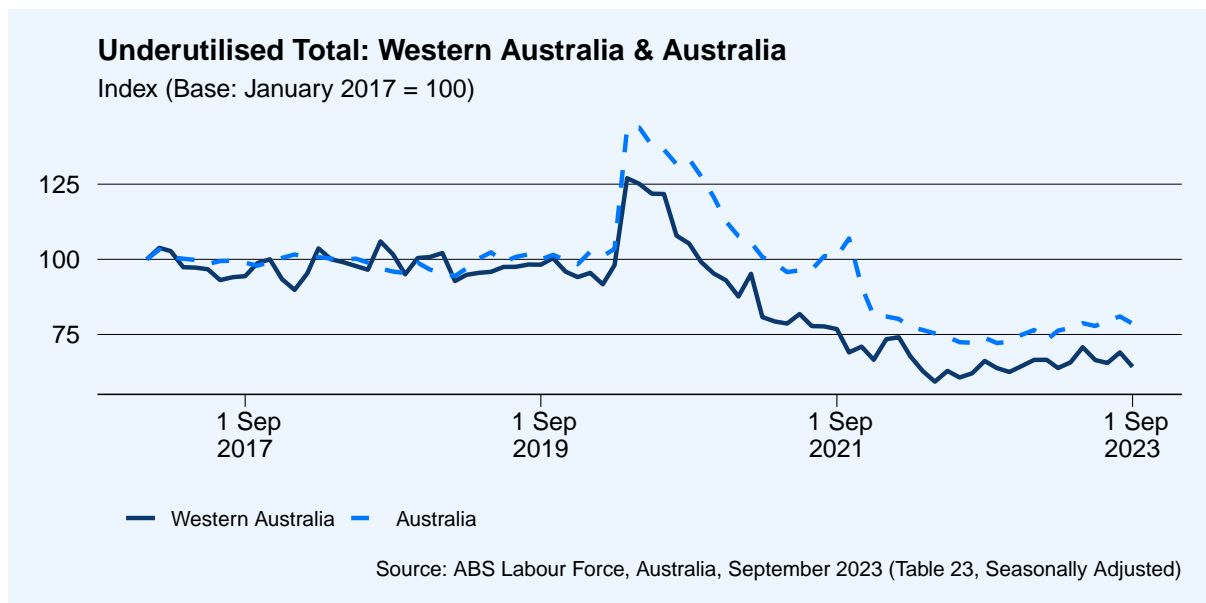
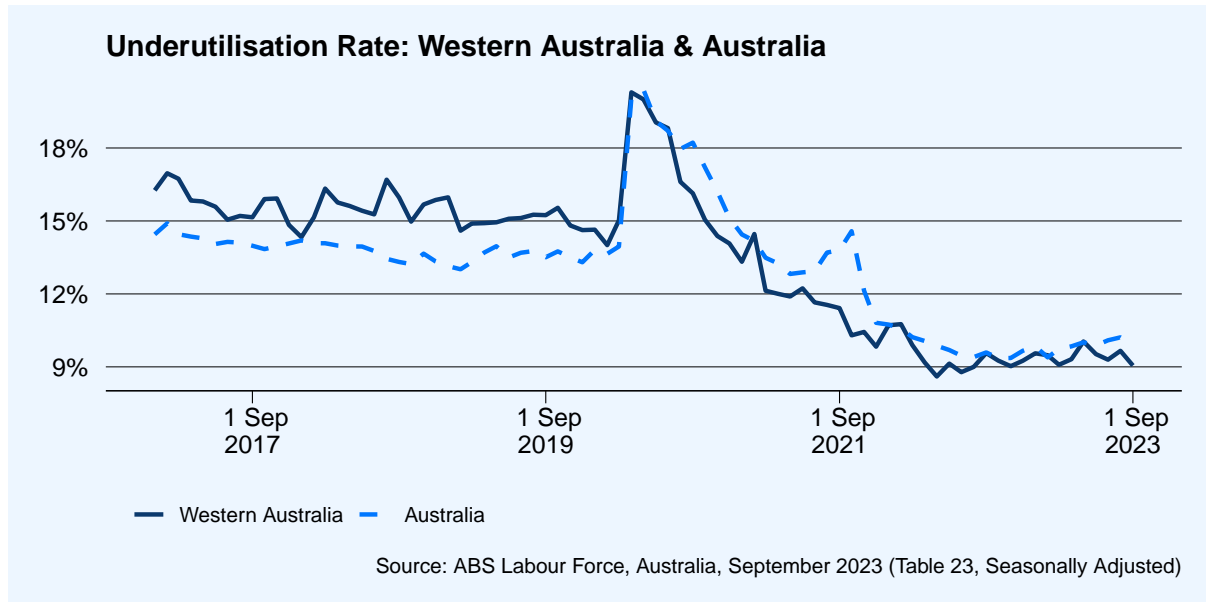
Underemployment

- The underemployment rate decreased by 0.1 percentage points to 5.8%. The total number of people underemployed has decreased by 2,716 (-2.9%) to 93,028 people.
- Over the past year, total underemployment has decreased by 3,594 (-3.9%).
- Nationally, the underemployment rate in September decreased by 0.1 percentage points to 6.4% and the total number of people underemployed decreased by 24,267 (-2.6%) to 931,291.



Underutilisation

- The underutilisation rate decreased by 0.6 percentage points to 9.1%. Over the past month, the number of underutilised people has decreased by 10,884 (-7.4%) to 146,431.
- Over the past year, underutilisation in Western Australia has decreased by 4,390 (-3.0%).
- Nationally the underutilisation rate in September decreased by 0.3 percentage points to 9.9%, and the total number of underutilised people decreased by 44,038 (-3.0%) to 1.45 million.



Hours Worked

- The total number of hours worked in all jobs decreased by 801,916 (-0.4%) to 218.58 million.
- Over the past year, the number of hours worked in Western Australia has increased by 8.87 million (4.1%).
- Nationally, the total number of hours worked in September decreased by 8.45 million (-0.4%) to 1,930 million.

